

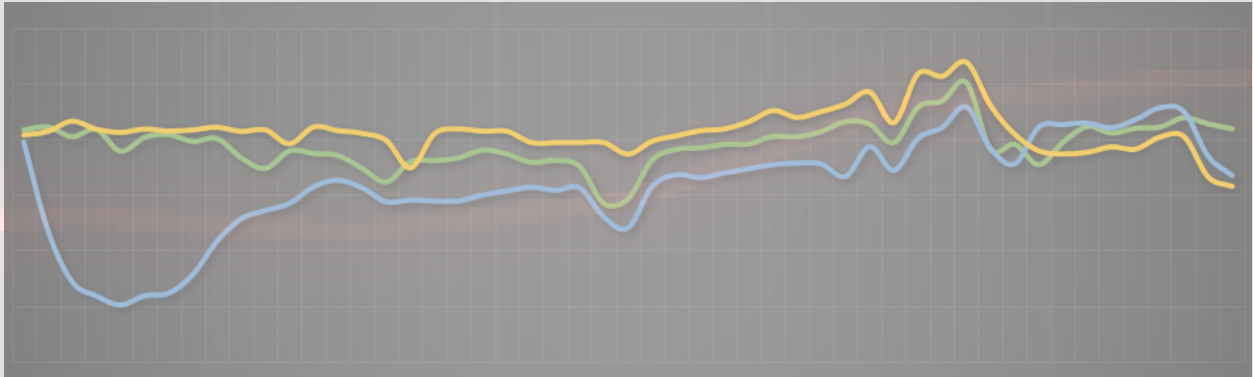


Sarasota County

COVID-19 Traffic Trends in Sarasota County

Report No. 90

January 10, 2022



Public Works Traffic Engineering & Operations

COVID-19 Traffic Volume Comparison Locations

- University Pkwy (WB)
- 17th St east of Beneva
- Fruitville @ Cattlemen
- Clark @ I-75
- Beneva south of Torrey Pines
- Jacaranda south of Center Dr

Overview

University Parkway Segment near Cooper Creek Blvd

Vehicle Count per Week in 2021 compared to 2019 and 2020.....1

Weekly Change in Vehicle Volume Relative to a Baseline of March 9, 2020.....2

Fruitville Road at Cattlemen Road

Vehicle Count per Week in 2021 compared to 2019 and 2020.....3

Weekly Change in Vehicle Volume Relative to a Baseline of March 9, 2020.....4

17th Street east of Beneva Rd

Vehicle Count per Week in 2021 compared to 2019 and 2020.....5

Weekly Change in Vehicle Volume Relative to a Baseline March 2, 2020.....6

Beneva Rd south of Torrey Pines

Vehicle Count per Week in 2021 compared to 2019 and 2020.....7

Weekly Change in Vehicle Volume Relative to a Baseline March 2, 2020.....8

Jacaranda Blvd south of Center Rd

Vehicle Count per Week in 2021 compared to 2019 and 2020.....9

Weekly Change in Vehicle Volume Relative to a Baseline March 2, 2020.....10

Weekly Volumes

Clark Road at I-75.....11

Appendix

University Parkway Segment Data Tables

Fruitville and Cattlemen Intersection Data Tables

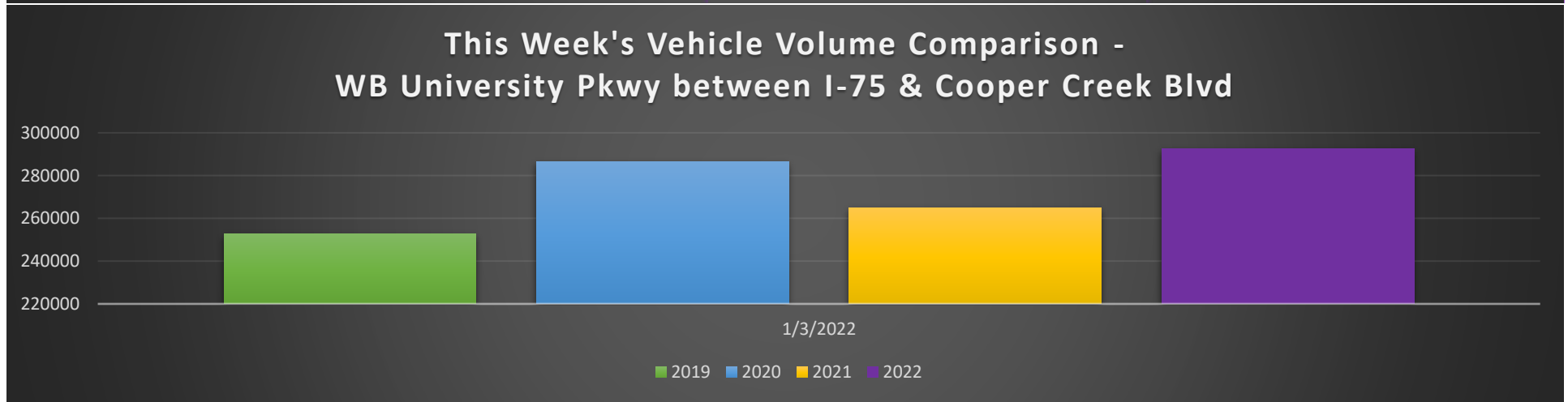
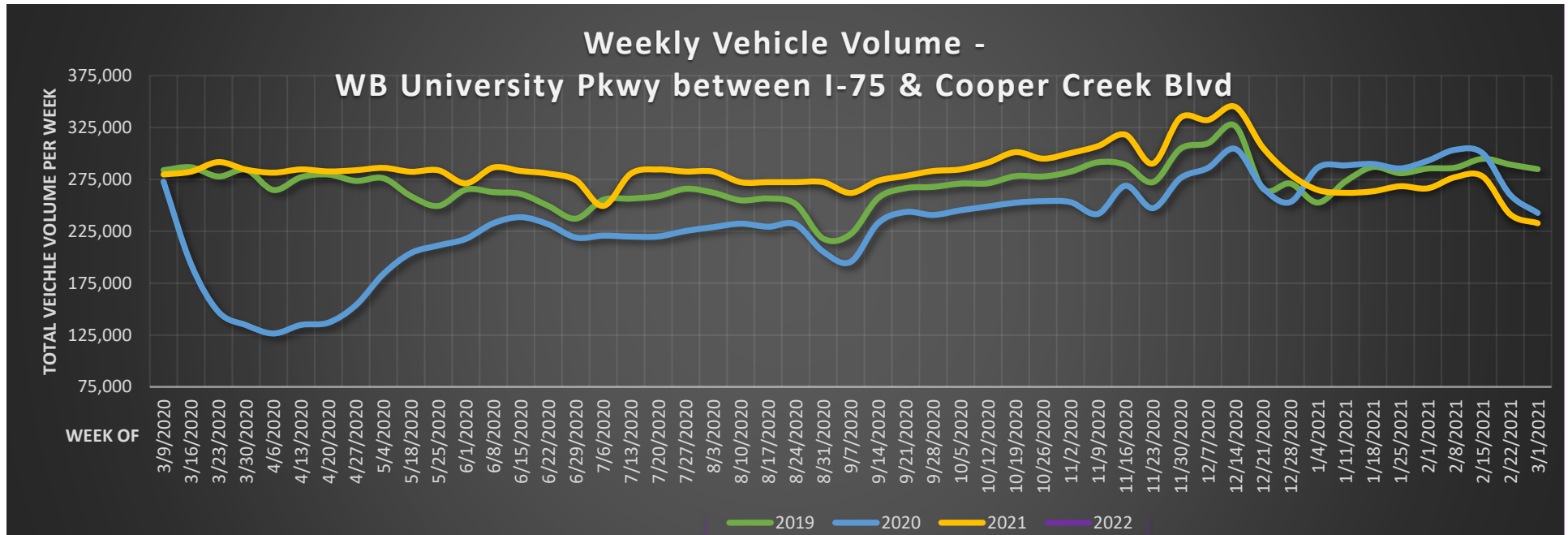
17th St east of Beneva Rd Data Tables

Beneva Rd south of Torrey Pines Data Tables

Jacaranda Blvd south of Center Rd Data Tables

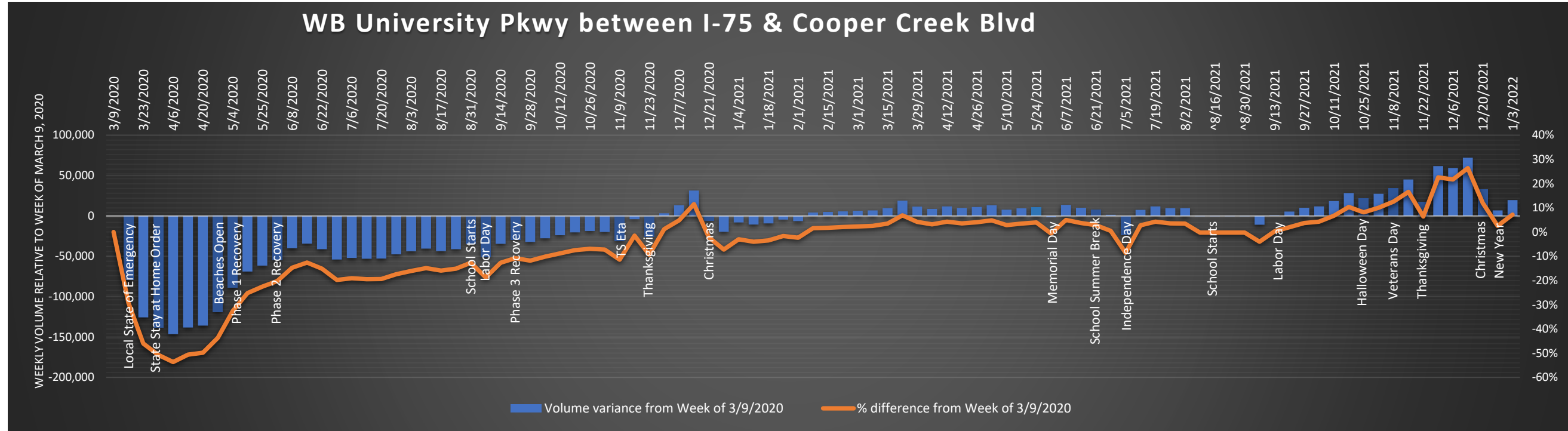
NOTE: March 15, 2020 Sarasota County Declared State of Emergency.

Sarasota County Vehicle Count per Week Compared to Previous Years



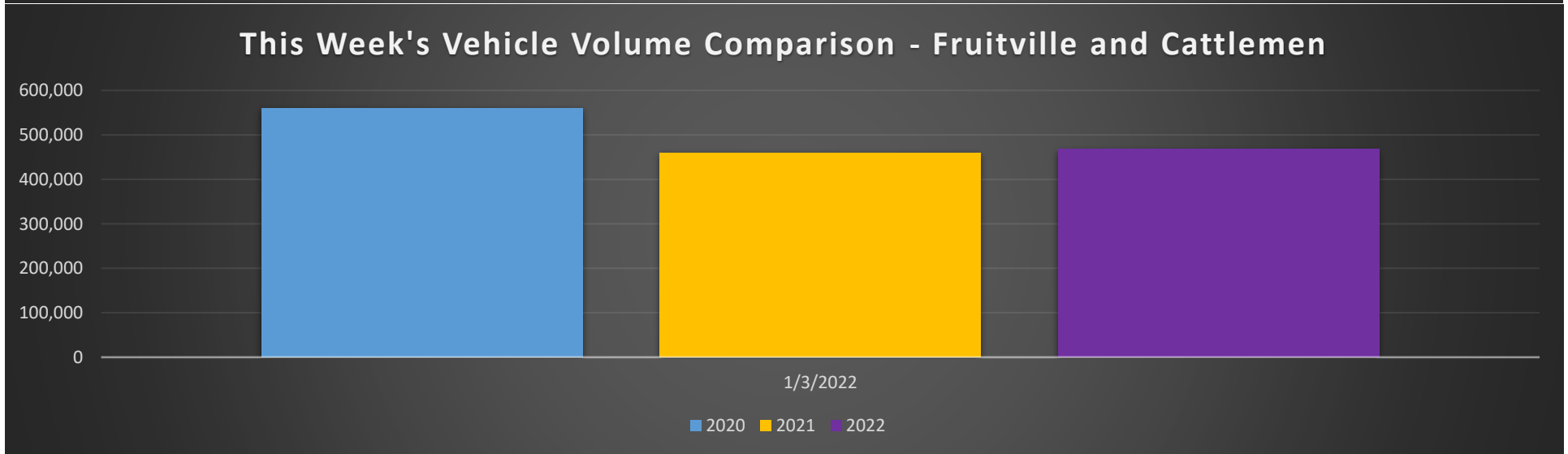
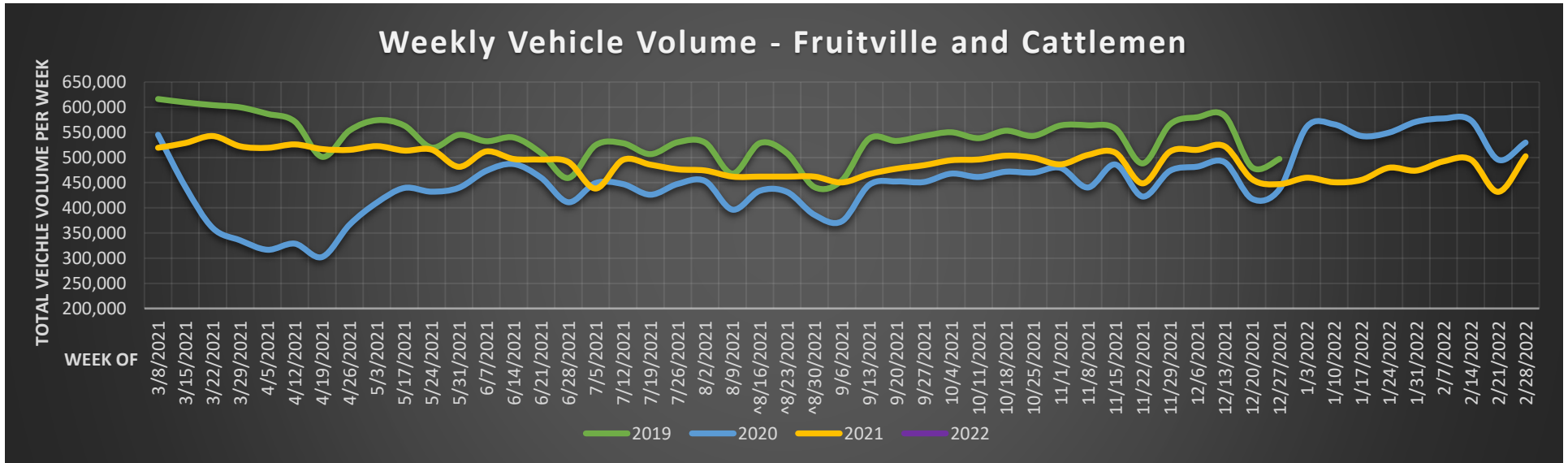
| Week of | 2019 | 2020 | 2021 | 2022 | Variance from 2019 | % Difference from 2019 | Variance from 2020 | % Difference from 2020 | Variance from 2021 | % Difference from 2021 |
|------------|---------|---------|---------|---------|--------------------|------------------------|--------------------|------------------------|--------------------|------------------------|
| 01/03/2022 | 252,664 | 286,440 | 264,824 | 292,562 | 12,160 | 4.8% | -21,616 | -7.5% | 27,738 | 10.47% |

Weekly Change in Vehicle Volume Relative to a Baseline of the Week of March 9, 2020



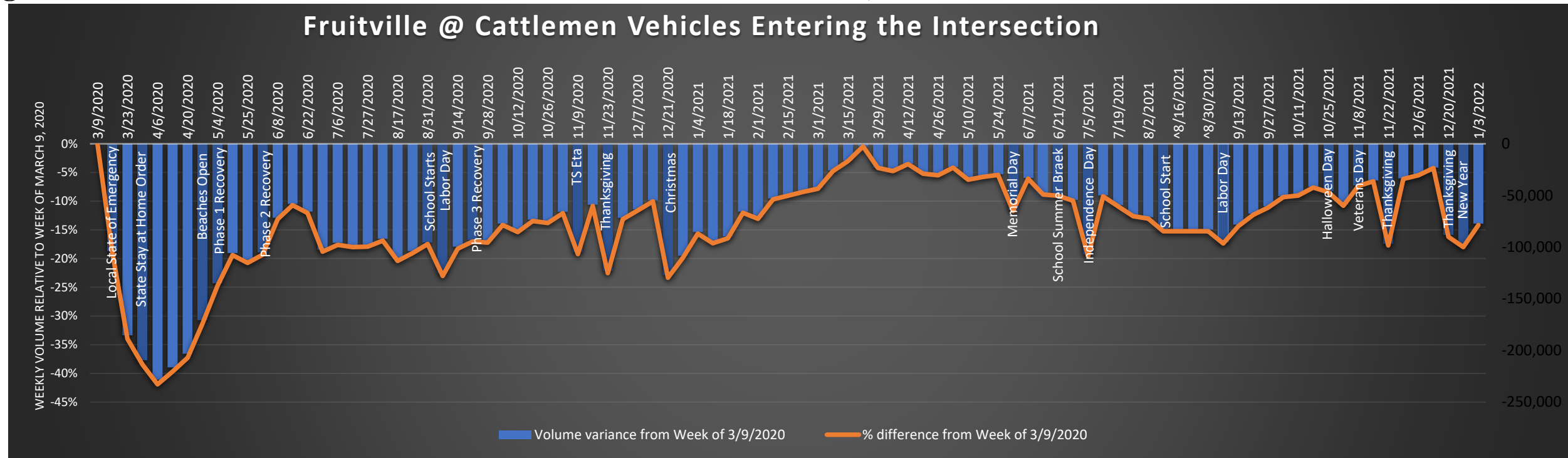
| % Difference | Variance | Week of | % Difference | Variance | Week of |
|--------------|----------|------------|--------------|----------|------------|
| 0% | 0 | 3/9/2020 | 4% | 10,898 | 5/24/2021 |
| -29% | -79,546 | 3/16/2020 | -1% | -1,737 | 5/31/2021 |
| -46% | -125,575 | 3/23/2020 | 5% | 13,594 | 6/7/2021 |
| -51% | -138,348 | 3/30/2020 | 4% | 10,249 | 6/14/2021 |
| -54% | -146,410 | 4/6/2020 | 3% | 7,777 | 6/21/2021 |
| -51% | -138,176 | 4/13/2020 | 0.5% | 1,341 | 6/28/2021 |
| -50% | -135,936 | 4/20/2020 | -9% | -23,449 | 7/05/2021 |
| -44% | -119,092 | 4/27/2020 | 3% | 7,626 | 7/12/2021 |
| -33% | -88,991 | 5/4/2020 | 4% | 11,698 | 7/19/2021 |
| -25% | -68,894 | 5/18/2020 | 4% | 9,691 | 7/26/2021 |
| -23% | -61,550 | 5/25/2020 | 4% | 9,654 | 8/02/2021 |
| -20% | -55,150 | 6/1/2020 | -0.2% | -554 | 8/09/2021 |
| -15% | -40,135 | 6/8/2020 | -0.2% | -554 | ^8/16/2021 |
| -13% | -34,306 | 6/15/2020 | -0.2% | -554 | ^8/23/2021 |
| -15% | -41,148 | 6/22/2020 | -0.2% | -554 | ^8/30/2021 |
| -20% | -53,884 | 6/29/2020 | -4% | -10,967 | 9/06/2021 |
| -19% | -52,072 | 7/6/2020 | 0.3% | 781 | 9/13/2021 |
| -19% | -53,015 | 7/13/2020 | 2% | 5,490 | 9/20/2021 |
| -19% | -52,896 | 7/20/2020 | 3.7% | 10,201 | 9/27/2021 |
| -17% | -47,565 | 7/27/2020 | 4.3% | 11,805 | 10/04/2021 |
| -16% | -43,902 | 8/3/2020 | 6.7% | 18,365 | 10/11/2021 |
| -15% | -40,523 | 8/10/2020 | 10.4% | 28,365 | 10/18/2021 |
| -16% | -43,457 | 8/17/2020 | 8.1% | 22,142 | 10/25/2021 |
| -15% | -41,248 | 8/24/2020 | 10.1% | 27,504 | 11/01/2021 |
| -13% | -34,677 | 8/31/2020 | 12.5% | 34,220 | 11/08/2021 |
| -19% | -51,215 | 9/7/2020 | 16.6% | 45,190 | 11/15/2021 |
| -13% | -34,468 | 9/14/2020 | 6.4% | 17,427 | 11/22/2021 |
| -11% | -29,346 | 9/21/2020 | 22.6% | 61,651 | 11/29/2021 |
| -12% | -32,162 | 9/28/2020 | 21.7% | 59,333 | 12/06/2021 |
| -10% | -27,646 | 10/5/2020 | 26.4% | 72,016 | 12/13/2021 |
| -9% | -23,970 | 10/12/2020 | 12.0% | 32,828 | 12/20/2021 |
| -7% | -20,326 | 10/19/2020 | 2.5% | 6,940 | 12/27/2021 |
| -7% | -18,838 | 10/26/2020 | 7.2% | 19,676 | 01/03/2022 |
| -7% | -19,819 | 11/2/2020 | | | |
| -11% | -31,103 | 11/9/2020 | | | |
| -1% | -3,974 | 11/16/2020 | | | |
| -9% | -25,592 | 11/23/2020 | | | |
| 1% | 3,354 | 11/30/2020 | | | |
| 5% | 13,146 | 12/7/2020 | | | |
| 12% | 31,496 | 12/14/2020 | | | |
| -2% | -5,879 | 12/21/2020 | | | |
| -7% | -19,691 | 12/28/2020 | | | |
| -3% | -8,062 | 1/4/2021 | | | |
| -4% | -10,798 | 1/11/2021 | | | |
| -3% | -9,371 | 1/18/2021 | | | |
| -2% | -4,431 | 1/25/2021 | | | |
| -2% | -6,466 | 2/1/2021 | | | |
| 2% | 4,326 | 2/8/2021 | | | |
| 2% | 4,883 | 2/15/2021 | | | |
| 2% | 5,743 | 2/22/2021 | | | |
| 2% | 6,265 | 3/1/2021 | | | |
| 3% | 6,879 | 3/8/2021 | | | |
| 4% | 9,628 | 3/15/2021 | | | |
| 7% | 18,831 | 3/22/2021 | | | |
| 4% | 11,576 | 3/29/2021 | | | |
| 3% | 8,604 | 4/05/2021 | | | |
| 4% | 11,762 | 4/12/2021 | | | |
| 4% | 9,816 | 4/19/2021 | | | |
| 4% | 10,976 | 4/26/2021 | | | |
| 5% | 13,228 | 5/3/2021 | | | |
| 3% | 7,864 | 5/10/2021 | | | |
| 3% | 9,489 | 5/17/2021 | | | |

Sarasota County Vehicle Count per Week Compared to Previous Year



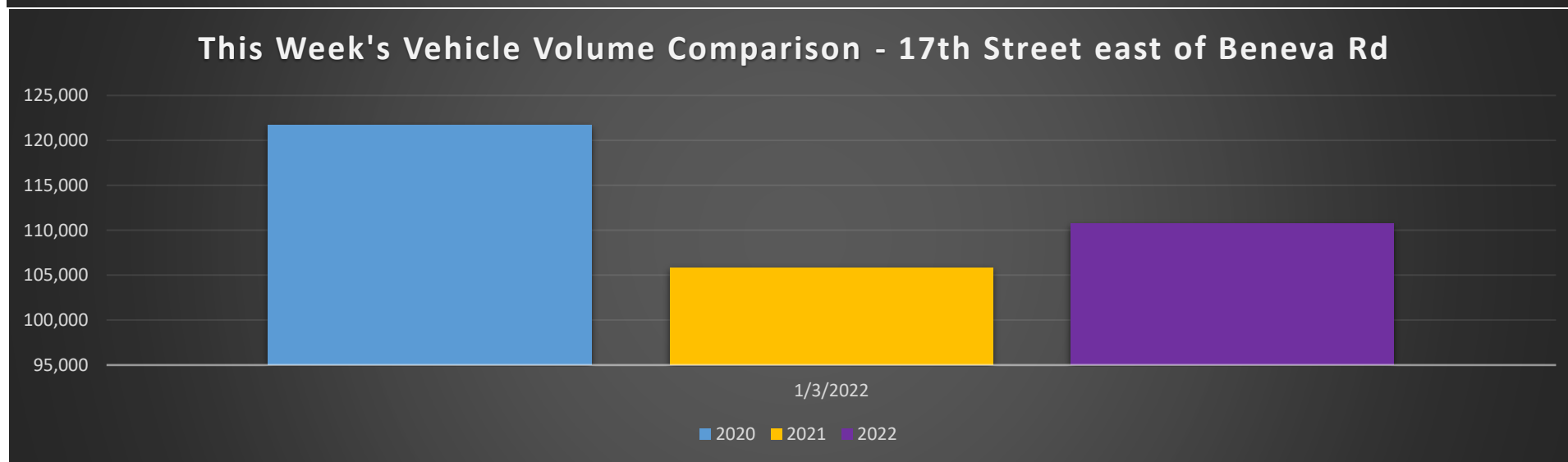
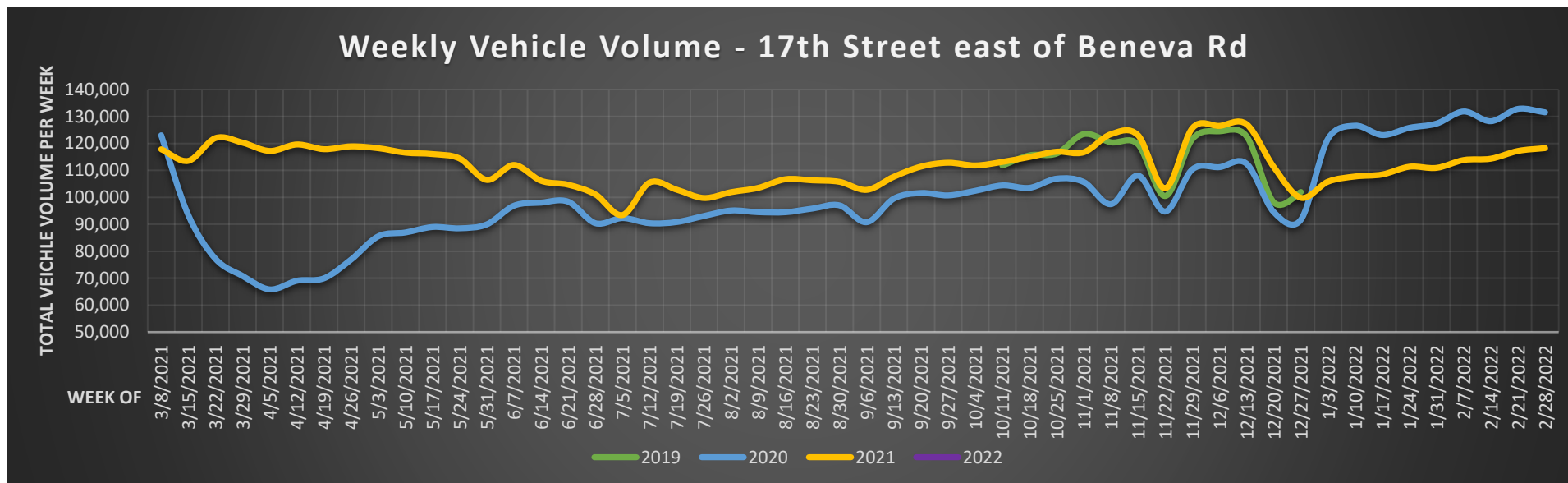
| Week of | 2020 | 2021 | 2022 | Variance from 2020 | % Difference from 2020 | Variance from 2021 | % Difference from 2021 |
|------------|---------|---------|---------|--------------------|------------------------|--------------------|------------------------|
| 01/03/2022 | 560,950 | 459,754 | 467,982 | -92,968 | -16.6% | 8,228 | 1.8% |

Weekly Change in Vehicle Volume Relative to a Baseline of the Week of March 9, 2020



| % Difference | Variance | Week of: | % Difference | Variance | Week of: |
|--------------|----------|------------|--------------|----------|------------|
| 0% | 0 | 3/9/2020 | -9% | -48,123 | 6/14/2021 |
| -19% | -103,692 | 3/16/2020 | -9% | -49,355 | 6/21/2021 |
| -34% | -185,331 | 3/23/2020 | -10% | -54,038 | 6/28/2021 |
| -38% | -209,741 | 3/30/2020 | -20% | -106,805 | 7/05/2021 |
| -42% | -228,522 | 4/6/2020 | -9% | -49,887 | 7/12/2021 |
| -40% | -216,368 | 4/13/2020 | -11% | -59,397 | 7/19/2021 |
| -37% | -203,281 | 4/20/2020 | -13% | -68,705 | 7/26/2021 |
| -31% | -170,895 | 4/27/2020 | -13% | -71,043 | 8/02/2021 |
| -25% | -134,870 | 5/4/2020 | -15% | -83,145 | 8/09/2021 |
| -19% | -105,723 | 5/18/2020 | -15% | -83,145 | 8/16/2021 |
| -21% | -113,074 | 5/25/2020 | -15% | -83,145 | 8/23/2021 |
| -19% | -105,345 | 6/1/2020 | -15% | -83,145 | 8/30/2021 |
| -13% | -71,650 | 6/8/2020 | -17% | -94,737 | 9/06/2021 |
| -11% | -58,303 | 6/15/2020 | -14% | -70,228 | 9/13/2021 |
| -12% | -65,666 | 6/22/2020 | -12% | -67,492 | 9/20/2021 |
| -19% | -102,459 | 6/29/2020 | -11% | -60,603 | 9/27/2021 |
| -18% | -95,953 | 7/6/2020 | -9% | -50,687 | 10/04/2021 |
| -18% | -98,047 | 7/13/2020 | -9% | -49,144 | 10/11/2021 |
| -17% | -91,920 | 8/3/2020 | -8% | -41,621 | 10/18/2021 |
| -20% | -111,298 | 8/17/2020 | -8% | -45,840 | 10/25/2021 |
| -19% | -103,903 | 8/24/2020 | -11% | -58,772 | 11/01/2021 |
| -17% | -95,248 | 8/31/2020 | -7% | -40,091 | 11/08/2021 |
| -23% | -125,493 | 9/7/2020 | -7% | -35,541 | 11/15/2021 |
| -18% | -99,640 | 9/14/2020 | -18% | -96,599 | 11/22/2021 |
| -17% | -92,781 | 9/21/2020 | -6% | -33,432 | 11/29/2021 |
| -17% | -93,909 | 9/28/2020 | -5% | -29,967 | 12/06/2021 |
| -14% | -77,243 | 10/5/2020 | -4% | -23,012 | 12/13/2021 |
| -15% | -83,855 | 10/12/2020 | -16% | -88,418 | 12/20/2021 |
| -13% | -73,433 | 10/19/2020 | -18% | -98,120 | 12/27/2021 |
| -14% | -75,220 | 10/26/2020 | -14% | -77,181 | 01/03/2022 |
| -12% | -65,885 | 11/2/2020 | | | |
| -19% | -104,740 | 11/9/2020 | | | |
| -11% | -59,096 | 11/16/2020 | | | |
| -23% | -122,802 | 11/23/2020 | | | |
| -13% | -71,600 | 11/30/2020 | | | |
| -12% | -63,333 | 12/7/2020 | | | |
| -10% | -54,683 | 12/14/2020 | | | |
| -23% | -127,293 | 12/21/2020 | | | |
| -20% | -108,325 | 12/28/2020 | | | |
| -16% | -85,409 | 1/4/2021 | | | |
| -17% | -94,390 | 1/11/2021 | | | |
| -16% | -89,682 | 1/18/2021 | | | |
| -12% | -65,561 | 1/25/2021 | | | |
| -13% | -71,241 | 2/1/2021 | | | |
| -10% | -52,822 | 2/8/2021 | | | |
| -9% | -49,418 | 2/15/2021 | | | |
| -8% | -45,804 | 2/22/2021 | | | |
| -8% | -42,709 | 3/1/2021 | | | |
| -5% | -25,837 | 3/8/2021 | | | |
| -3% | -16,381 | 3/15/2021 | | | |
| 0% | -2,541 | 3/22/2021 | | | |
| -4% | -22,904 | 3/29/2021 | | | |
| -5% | -25,989 | 4/5/2021 | | | |
| -4% | -19,178 | 4/12/2021 | | | |
| -5% | -28,477 | 4/19/2021 | | | |
| -5% | -29,973 | 4/26/2021 | | | |
| -4% | -22,597 | 5/3/2021 | | | |
| -6% | -34,156 | 5/10/2021 | | | |
| -6% | -31,413 | 5/27/2021 | | | |
| -5% | -29,546 | 5/24/2021 | | | |
| -12% | -63,723 | 5/31/2021 | | | |
| -6% | -33,143 | 6/7/2021 | | | |

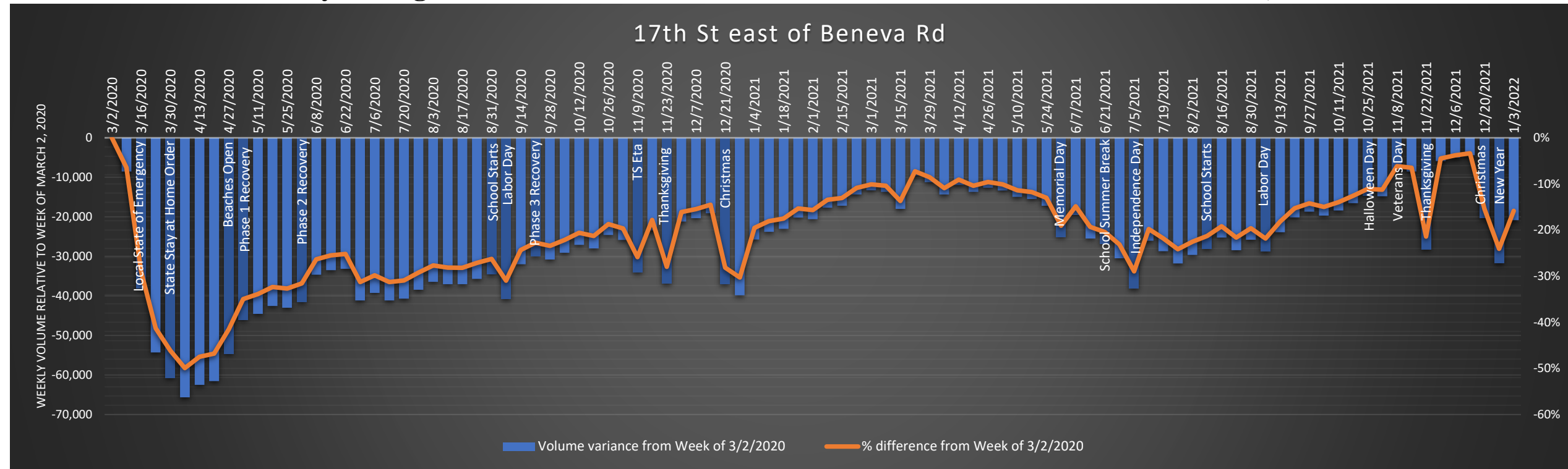
Sarasota County Vehicle Count per Week Compared to Previous Years



| Week of | 2020 | 2021 | 2022 | Variance from 2020 | % Difference from 2020 | Variance from 2021 | % Difference from 2021 |
|------------|---------|---------|---------|--------------------|------------------------|--------------------|------------------------|
| 01/03/2022 | 121,749 | 105,820 | 110,717 | -11,032 | -9.1% | 4,897 | 4.6% |

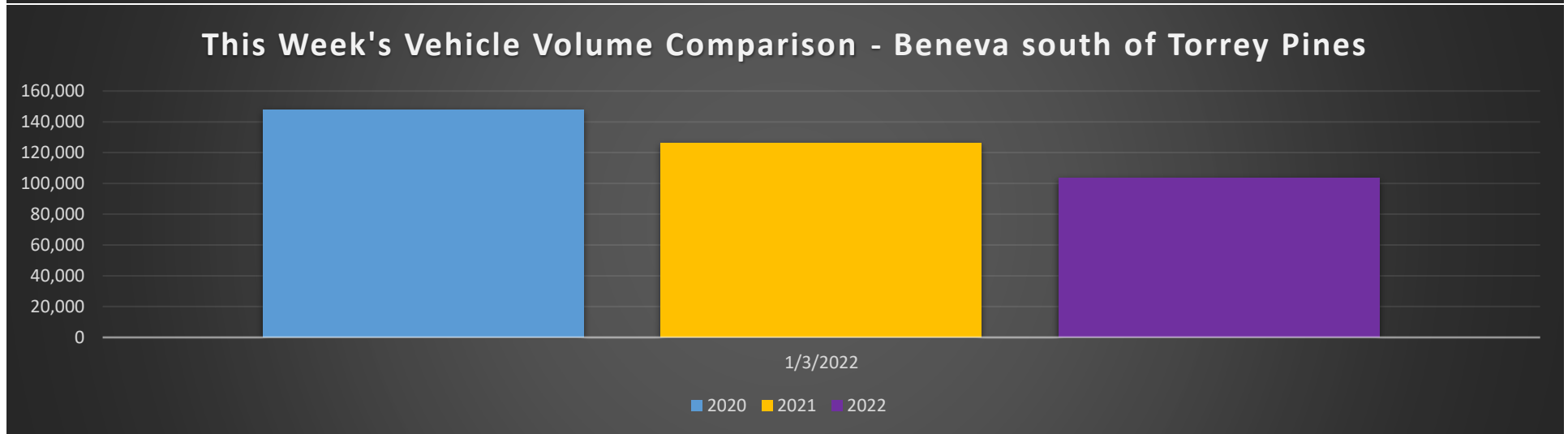
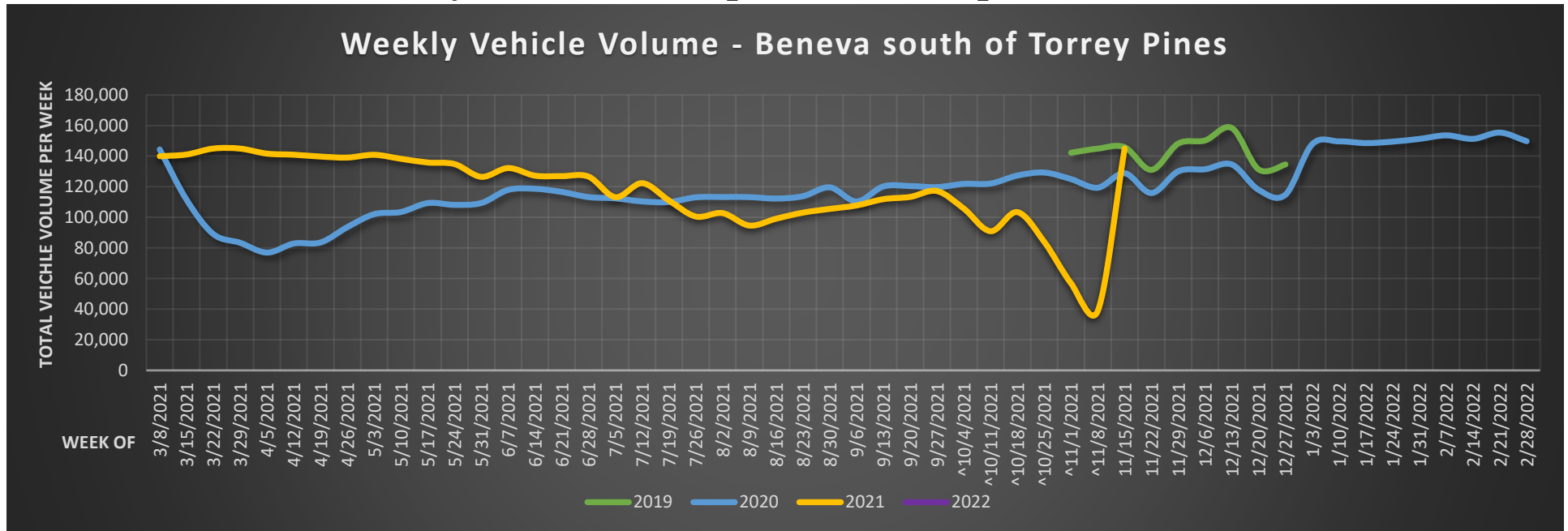
NOTE: Data from 17th Street is only available after counter installation on October 10, 2019.

Weekly Change in Vehicle Volume Relative to a Baseline of the Week of March 2, 2020



| % | Variance | Week of: | % | Variance | Week of: |
|------|----------|------------|------|----------|------------|
| 0% | 0 | 3/2/2020 | -11% | -14,954 | 5/10/2021 |
| -6% | -8,506 | 3/9/2020 | -12% | -15,472 | 5/17/2021 |
| -29% | -38,123 | 3/16/2020 | -13% | -17,129 | 5/24/2021 |
| -41% | -54,327 | 3/23/2020 | -19% | -25,070 | 5/31/2021 |
| -46% | -60,698 | 3/30/2020 | -15% | -19,520 | 6/7/2021 |
| -50% | -65,684 | 4/6/2020 | -19% | -25,382 | 6/14/2021 |
| -48% | -62,488 | 4/13/2020 | -20% | -26,859 | 6/21/2021 |
| -47% | -61,573 | 4/20/2020 | -23% | -30,440 | 6/28/2021 |
| -42% | -54,649 | 4/27/2020 | -29% | -38,086 | 7/05/2021 |
| -35% | -45,988 | 5/4/2020 | -20% | -26,042 | 7/12/2021 |
| -34% | -44,561 | 5/11/2020 | -22% | -28,704 | 7/19/2021 |
| -32% | -42,532 | 5/18/2020 | -24% | -31,765 | 7/26/2021 |
| -33% | -43,015 | 5/25/2020 | -23% | -29,614 | 8/02/2021 |
| -32% | -41,563 | 6/1/2020 | -21% | -28,015 | 8/09/2021 |
| -26% | -34,632 | 6/8/2020 | -19% | -24,767 | 8/16/2021 |
| -25% | -33,500 | 6/15/2020 | -22% | -28,442 | 8/23/2021 |
| -25% | -33,152 | 6/22/2020 | -20% | -25,780 | 8/30/2021 |
| -31% | -41,123 | 6/29/2020 | -22% | -28,751 | 9/06/2021 |
| -30% | -39,237 | 7/6/2020 | -18% | -23,887 | 9/13/2021 |
| -31% | -41,133 | 7/13/2020 | -15% | -20,113 | 9/20/2021 |
| -31% | -40,693 | 7/20/2020 | -14% | -18,684 | 9/27/2021 |
| -29% | -38,452 | 7/27/2020 | -15% | -19,705 | 10/04/2021 |
| -28% | -36,422 | 8/3/2020 | -14% | -18,375 | 10/11/2021 |
| -28% | -37,032 | 8/10/2020 | -13% | -16,547 | 10/18/2021 |
| -28% | -37,059 | 8/17/2020 | -11% | -14,596 | 10/25/2021 |
| -27% | -35,690 | 8/24/2020 | -11% | -14,794 | 11/01/2021 |
| -26% | -34,520 | 8/31/2020 | -6% | -8,098 | 11/08/2021 |
| -31% | -40,749 | 9/7/2020 | -6% | -8,518 | 11/15/2021 |
| -24% | -32,003 | 9/14/2020 | -21% | -28,187 | 11/22/2021 |
| -23% | -29,932 | 9/21/2020 | -4% | -5,866 | 11/29/2021 |
| -23% | -30,810 | 9/28/2020 | -4% | -5,009 | 12/06/2021 |
| -22% | -29,110 | 10/5/2020 | -3% | -4,417 | 12/13/2021 |
| -21% | -27,097 | 10/12/2020 | -15% | -20,281 | 12/20/2021 |
| -21% | -27,993 | 10/19/2020 | -24% | -31,679 | 12/27/2021 |
| -19% | -24,603 | 10/26/2020 | -16% | -20,817 | 01/03/2022 |
| -20% | -25,853 | 11/2/2020 | | | |
| -26% | -34,055 | 11/9/2020 | | | |
| -18% | -23,448 | 11/16/2020 | | | |
| -28% | -36,805 | 11/23/2020 | | | |
| -16% | -21,178 | 11/30/2020 | | | |
| -15% | -20,319 | 12/7/2020 | | | |
| -14% | -19,064 | 12/14/2020 | | | |
| -28% | -37,011 | 12/21/2020 | | | |
| -30% | -39,830 | 12/28/2020 | | | |
| -20% | -25,714 | 1/4/2021 | | | |
| -18% | -23,793 | 1/11/2021 | | | |
| -18% | -23,040 | 1/18/2021 | | | |
| -15% | -20,167 | 1/25/2021 | | | |
| -16% | -20,588 | 2/1/2021 | | | |
| -13% | -17,686 | 2/8/2021 | | | |
| -13% | -17,189 | 2/15/2021 | | | |
| -11% | -14,320 | 2/22/2021 | | | |
| -10% | -13,265 | 3/1/2021 | | | |
| -10% | -13,697 | 3/8/2021 | | | |
| -14% | -17,993 | 3/15/2021 | | | |
| -7% | -9,538 | 3/22/2021 | | | |
| -9% | -11,243 | 3/29/2021 | | | |
| -11% | -14,324 | 4/5/2021 | | | |
| -9% | -11,919 | 4/12/2021 | | | |
| -10% | -13,666 | 4/19/2021 | | | |
| -10% | -12,622 | 4/26/2021 | | | |
| -10% | -13,306 | 5/3/2021 | | | |

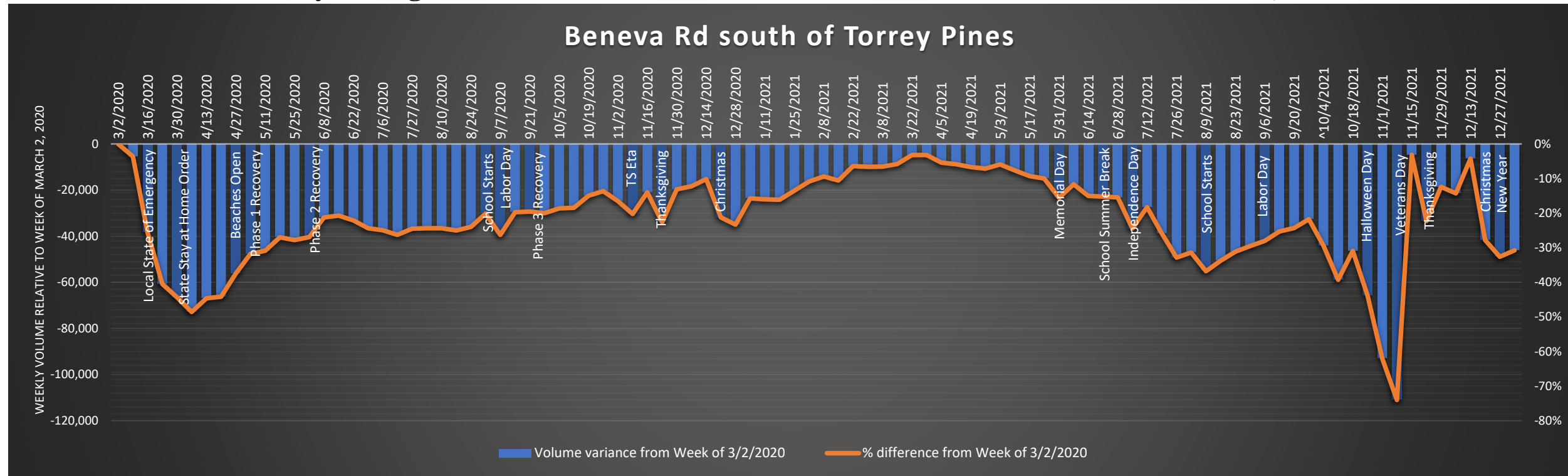
Sarasota County Vehicle Count per Week Compared to Previous Years



| Week of | 2020 | 2021 | 2022 | Variance from 2020 | % Difference from 2020 | Variance from 2021 | % Difference from 2021 |
|------------|---------|---------|---------|--------------------|------------------------|--------------------|------------------------|
| 01/03/2022 | 147,808 | 126,234 | 103,715 | -44,093 | -29.8% | -22,519 | -17.8% |

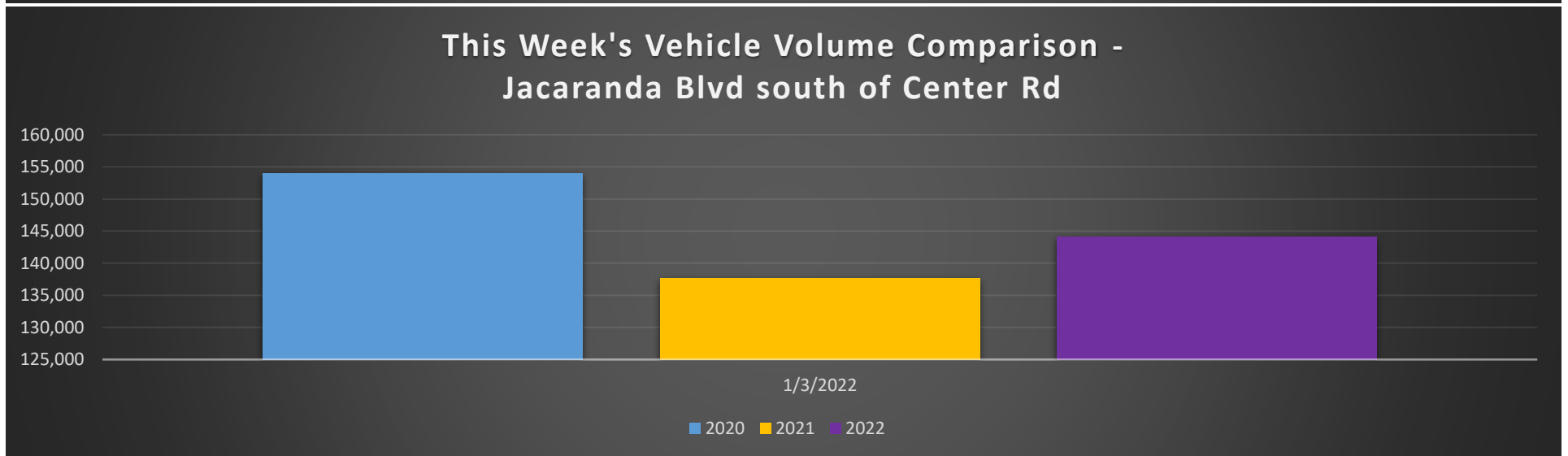
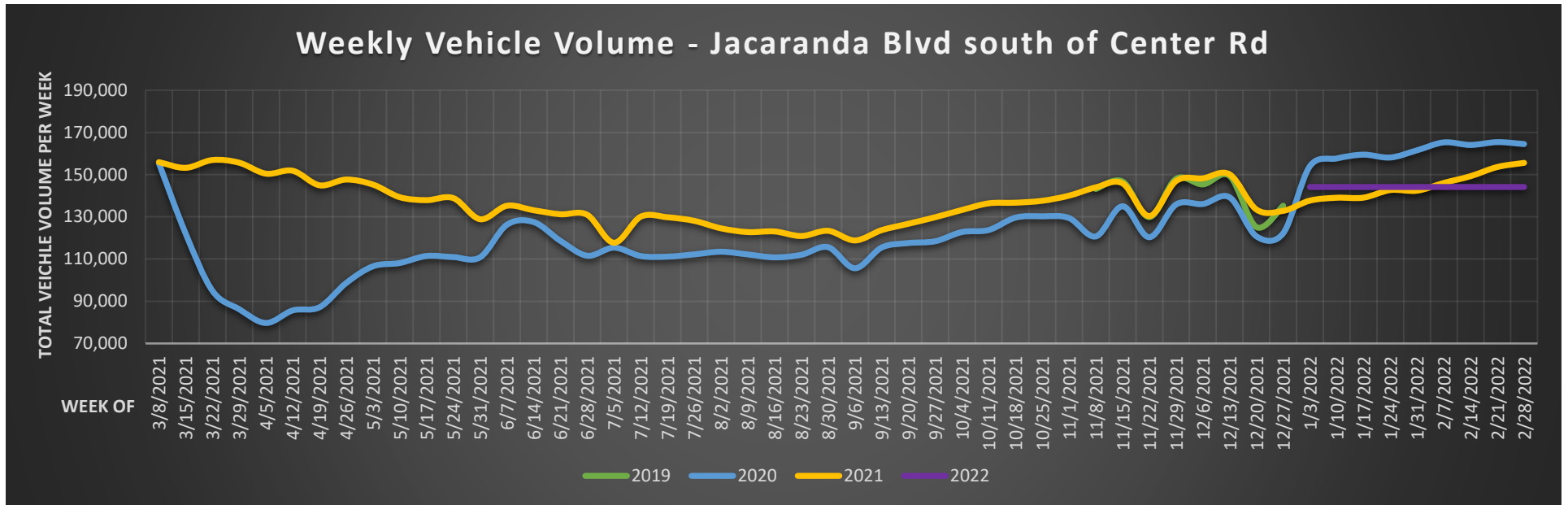
NOTE: Data from Beneva is only available after counter installation on November 4, 2019.

Weekly Change in Vehicle Volume Relative to a Baseline of the Week of March 2, 2020



| % | Variance | Week of: | % | Variance | Week of: |
|------|----------|-----------|------|----------|------------|
| 0% | 0 | 3/2/2020 | -9% | -13,910 | 5/17/2021 |
| -4% | -5,377 | 3/9/2020 | -10% | -14,923 | 5/24/2021 |
| -26% | -38,236 | 3/16/2020 | -16% | -23,259 | 5/31/2021 |
| -41% | -60,693 | 3/23/2020 | -12% | -17,510 | 6/7/2021 |
| -44% | -66,364 | 3/30/2020 | -15% | -22,497 | 6/14/2021 |
| -49% | -72,772 | 4/6/2020 | -15% | -22,804 | 6/21/2021 |
| -45% | -66,854 | 4/13/2020 | -15% | -23,127 | 6/28/2021 |
| -44% | -66,156 | 4/20/2020 | -24% | -36,564 | 7/05/2021 |
| -38% | -56,159 | 4/27/2020 | -18% | -27,408 | 7/12/2021 |
| -32% | -47,660 | 5/4/2020 | -26% | -38,744 | 7/19/2021 |
| -31% | -46,238 | 5/11/2020 | -33% | -49,200 | 7/26/2021 |
| -27% | -40,413 | 5/18/2020 | -31% | -46,992 | 8/2/2021 |
| -28% | -41,580 | 5/25/2020 | -37% | -55,099 | 8/09/2021 |
| -27% | -40,339 | 6/1/2020 | -34% | -50,566 | 8/16/2021 |
| -21% | -31,768 | 6/8/2020 | -31% | -46,662 | 8/23/2021 |
| -21% | -31,061 | 6/15/2020 | -30% | -44,215 | 8/30/2021 |
| -22% | -33,144 | 6/22/2020 | -28% | -41,962 | 9/06/2021 |
| -24% | -36,497 | 6/29/2020 | -25% | -37,858 | 9/13/2021 |
| -25% | -37,333 | 7/6/2020 | -24% | -36,393 | 9/20/2021 |
| -26% | -39,324 | 7/13/2020 | -22% | -32,577 | 9/27/2021 |
| -24% | -36,645 | 7/27/2020 | -29% | -44,038 | ^10/04/202 |
| -24% | -36,457 | 8/3/2020 | -39% | -58,797 | ^10/11/202 |
| -24% | -36,511 | 8/10/2020 | -31% | -46,335 | 10/18/2021 |
| -25% | -37,438 | 8/17/2020 | -44% | -65,739 | 10/25/2021 |
| -24% | -35,927 | 8/24/2020 | -62% | -92,852 | 11/01/2021 |
| -20% | -30,126 | 8/31/2020 | -74% | -110,838 | 11/08/2021 |
| -26% | -39,377 | 9/7/2020 | -3% | -4,731 | 11/15/2021 |
| -20% | -29,519 | 9/14/2020 | -22% | -33,397 | 11/22/2021 |
| -20% | -29,267 | 9/21/2020 | -12% | -18,590 | 11/29/2021 |
| -20% | -29,989 | 9/28/2020 | -14% | -21,354 | 12/06/2021 |
| -19% | -27,874 | 10/5/2020 | -4% | -6,309 | 12/13/2021 |
| -18% | -27,643 | 10/12/202 | -28% | -41,635 | 12/20/2021 |
| -15% | -22,398 | 10/19/202 | -33% | -48,819 | 12/27/2021 |
| -14% | -20,462 | 10/26/202 | -31% | -46,039 | 01/03/2022 |
| -17% | -24,747 | 11/2/2020 | | | |
| -20% | -30,366 | 11/9/2020 | | | |
| -14% | -20,901 | 11/16/202 | | | |
| -23% | -33,860 | 11/23/202 | | | |
| -13% | -19,662 | 11/30/202 | | | |
| -12% | -18,319 | 12/7/2020 | | | |
| -10% | -15,213 | 12/14/202 | | | |
| -21% | -31,800 | 12/21/202 | | | |
| -23% | -34,914 | 12/28/202 | | | |
| -16% | -23,520 | 1/4/2021 | | | |
| -16% | -23,988 | 1/11/2021 | | | |
| -16% | -24,130 | 1/18/2021 | | | |
| -14% | -20,289 | 1/25/2021 | | | |
| -11% | -16,270 | 2/1/2021 | | | |
| -9% | -14,118 | 2/8/2021 | | | |
| -11% | -15,858 | 2/15/2021 | | | |
| -6% | -9,534 | 2/22/2021 | | | |
| -7% | -9,946 | 3/1/2021 | | | |
| -7% | -9,797 | 3/8/2021 | | | |
| -6% | -8,677 | 3/15/2021 | | | |
| -3% | -4,767 | 3/22/2021 | | | |
| -3% | -4,817 | 3/29/2021 | | | |
| -5% | -8,096 | 4/5/2021 | | | |
| -6% | -8,806 | 4/12/2021 | | | |
| -7% | -10,012 | 4/19/2021 | | | |
| -7% | -10,066 | 4/26/2021 | | | |
| -6% | -8,872 | 5/3/2021 | | | |
| -8% | -11,477 | 5/10/2021 | | | |

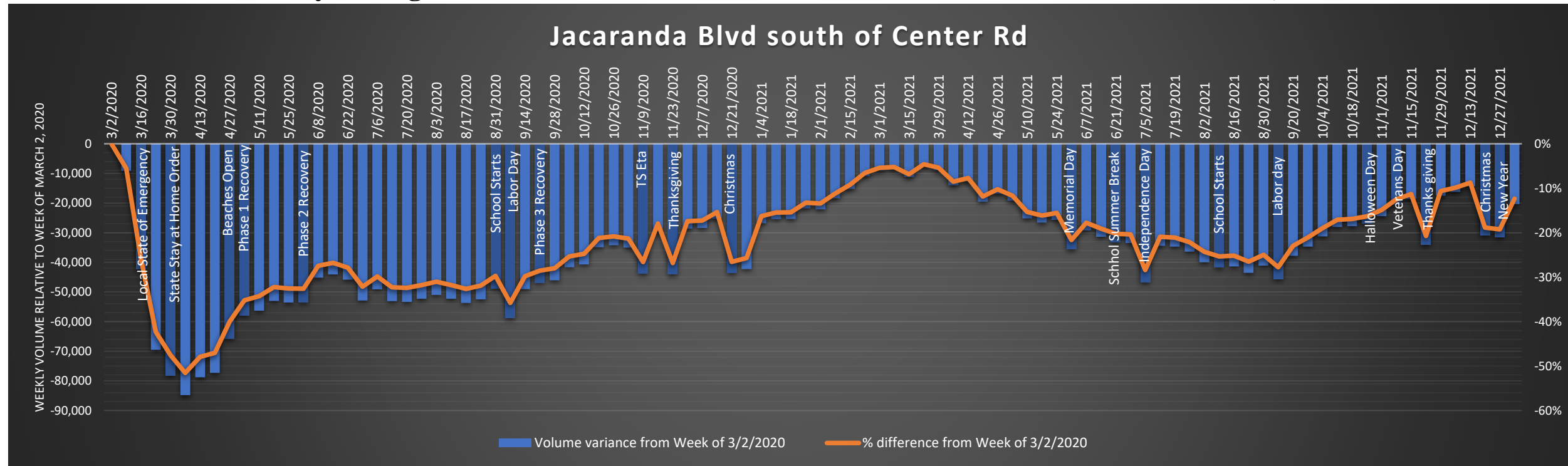
Sarasota County Vehicle Count per Week Compared to Previous Years



| Week of | 2020 | 2021 | 2022 | Variance from 2020 | % Difference from 2020 | Variance from 2021 | % Difference from 2021 |
|------------|---------|---------|---------|--------------------|------------------------|--------------------|------------------------|
| 01/03/2022 | 154,036 | 137,688 | 144,140 | -9,896 | -6.4% | 6,452 | 4.7% |

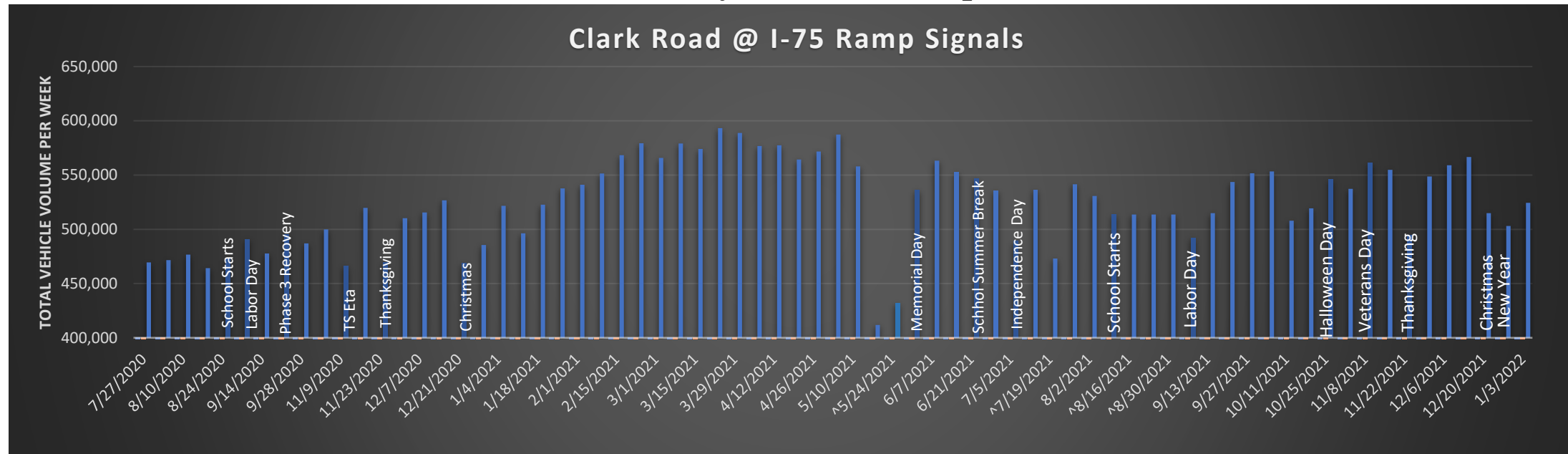
NOTE: Data from Jacaranda is only available after counter installation on November 11, 2019.

Weekly Change in Vehicle Volume Relative to a Baseline of the Week of March 2, 2020



| % | Variance | Week of: | % | Variance | Week of: |
|------|----------|------------|------|----------|------------|
| 0% | 0 | 3/2/2020 | -16% | -26,582 | 5/17/2021 |
| -6% | -9,103 | 3/9/2020 | -16% | -25,607 | 5/24/2021 |
| -26% | -42,432 | 3/16/2020 | -22% | -35,612 | 5/31/2021 |
| -42% | -69,520 | 3/23/2020 | -18% | -29,236 | 6/7/2021 |
| -48% | -78,253 | 3/30/2020 | -19% | -31,362 | 6/14/2021 |
| -52% | -84,775 | 4/6/2020 | -20% | -33,263 | 6/21/2021 |
| -48% | -78,817 | 4/13/2020 | -20% | -33,510 | 6/28/2021 |
| -47% | -77,312 | 4/20/2020 | -28% | -46,754 | 7/05/2021 |
| -40% | -65,844 | 4/27/2020 | -21% | -34,399 | 7/12/2021 |
| -35% | -57,914 | 5/4/2020 | -21% | -34,688 | 7/19/2021 |
| -34% | -56,344 | 5/11/2020 | -22% | -36,382 | 7/26/2021 |
| -32% | -53,030 | 5/18/2020 | -24% | -39,935 | 8/02/2021 |
| -33% | -53,546 | 5/25/2020 | -25% | -41,703 | 8/09/2021 |
| -33% | -53,644 | 6/1/2020 | -25% | -41,362 | 8/16/2021 |
| -27% | -45,196 | 6/8/2020 | -26% | -43,524 | 8/23/2021 |
| -27% | -44,084 | 6/15/2020 | -25% | -41,106 | 8/30/2021 |
| -28% | -45,850 | 6/22/2020 | -28% | -45,657 | 9/06/2021 |
| -32% | -52,905 | 6/29/2020 | -25% | -40,792 | 9/13/2021 |
| -30% | -49,085 | 7/6/2020 | -23% | -37,772 | 9/20/2021 |
| -32% | -53,059 | 7/13/2020 | -21% | -34,675 | 9/27/2021 |
| -32% | -52,271 | 7/27/2020 | -19% | -31,222 | 10/04/2021 |
| -31% | -51,005 | 8/3/2020 | -17% | -28,088 | 10/11/2021 |
| -32% | -52,308 | 8/10/2020 | -17% | -27,787 | 10/18/2021 |
| -33% | -53,681 | 8/17/2020 | -16% | -26,863 | 10/25/2021 |
| -32% | -52,474 | 8/24/2020 | -15% | -24,445 | 11/01/2021 |
| -30% | -48,863 | 8/31/2020 | -12% | -20,506 | 11/08/2021 |
| -36% | -58,843 | 9/7/2020 | -11% | -18,625 | 11/15/2021 |
| -30% | -49,017 | 9/14/2020 | -21% | -34,129 | 11/22/2021 |
| -29% | -46,904 | 9/21/2020 | -11% | -17,496 | 11/29/2021 |
| -28% | -46,050 | 9/28/2020 | -10% | -16,232 | 12/06/2021 |
| -25% | -41,680 | 10/5/2020 | -9% | -14,362 | 12/13/2021 |
| -25% | -40,719 | 10/12/2020 | -19% | -31,015 | 12/20/2021 |
| -21% | -34,863 | 10/19/2020 | -19% | -31,646 | 12/27/2021 |
| -21% | -34,242 | 10/26/2020 | -12% | -20,339 | 01/03/2022 |
| -21% | -35,044 | 11/2/2020 | | | |
| -27% | -43,759 | 11/9/2020 | | | |
| -18% | -29,479 | 11/16/2020 | | | |
| -27% | -44,134 | 11/23/2020 | | | |
| -17% | -28,629 | 11/30/2020 | | | |
| -17% | -28,401 | 12/7/2020 | | | |
| -15% | -25,263 | 12/14/2020 | | | |
| -27% | -43,712 | 12/21/2020 | | | |
| -26% | -42,276 | 12/28/2020 | | | |
| -16% | -26,791 | 1/4/2021 | | | |
| -15% | -25,440 | 1/11/2021 | | | |
| -15% | -25,382 | 1/18/2021 | | | |
| -13% | -21,803 | 1/25/2021 | | | |
| -13% | -22,096 | 2/1/2021 | | | |
| -11% | -18,419 | 2/8/2021 | | | |
| -9% | -15,208 | 2/15/2021 | | | |
| -7% | -10,863 | 2/22/2021 | | | |
| -5% | -8,903 | 3/1/2021 | | | |
| -5% | -8,579 | 3/8/2021 | | | |
| -7% | -11,261 | 3/15/2021 | | | |
| -5% | -7,556 | 3/22/2021 | | | |
| -5% | -8,838 | 3/29/2021 | | | |
| -9% | -14,032 | 4/5/2021 | | | |
| -8% | -12,650 | 4/12/2021 | | | |
| -12% | -19,539 | 4/19/2021 | | | |
| -10% | -16,821 | 4/26/2021 | | | |
| -12% | -19,213 | 5/3/2021 | | | |
| -15% | -25,179 | 5/10/2021 | | | |

Sarasota County Vehicle Count per Week



| Date | Event | Vehicle Volumes | | | Date | Event | Vehicle Volumes | | |
|--------------------|--------------------------------|-----------------|--------------|----------|---------------------|-------------------|-----------------|--------------|----------|
| | | East of I-75 | West of I-75 | Total | | | East of I-75 | West of I-75 | Total |
| Week of 1/25/2021 | | 233,479 | 304,266 | 537,745 | ^Week of 7/19/2021 | Incomplete Data | 233,996 | 239,073 | ^473,069 |
| Week of 2/01/2021 | | 234,950 | 306,120 | 541,070 | Week of 7/26/2021 | | 232,131 | 309,404 | 541,535 |
| Week of 2/08/2021 | | 238,475 | 313,000 | 551,475 | Week of 8/02/2021 | | 227,718 | 303,104 | 530,822 |
| Week of 2/15/2021 | | 246,563 | 321,716 | 568,279 | Week of 8/09/2021 | School Starts | 221,897 | 291,723 | 513,620 |
| Week of 2/22/2021 | | 250,545 | 328,851 | 579,396 | ^Week of 8/16/2021 | Incomplete Data | 221,897 | 291,723 | 513,620 |
| Week of 3/01/2021 | | 245,077 | 320,680 | 565,757 | ^Week of 8/23/2021 | Incomplete Data | 221,897 | 291,723 | 513,620 |
| Week of 3/08/2021 | | 251,234 | 327,797 | 579,031 | ^Week of 8/30/2021 | Incomplete Data | 221,897 | 291,723 | 513,620 |
| Week of 3/15/2021 | | 250,137 | 323,792 | 573,929 | Week of 9/06/2021 | Labor Day | 212,850 | 279,212 | 492,062 |
| Week of 3/22/2021 | | 257,116 | 336,236 | 593,352 | Week of 9/13/2021 | | 223,067 | 291,775 | 514,842 |
| Week of 3/29/2021 | | 256,488 | 332,257 | 588,745 | Week of 9/20/2021 | | 234,863 | 308,720 | 543,583 |
| Week of 4/5/2021 | | 250,055 | 326,706 | 576,761 | Week of 9/27/2021 | | 239,830 | 311,745 | 551,575 |
| Week of 4/12/2021 | | 249,390 | 328,039 | 577,429 | Week of 10/04/2021 | | 239,143 | 314,173 | 553,316 |
| Week of 4/19/2021 | | 243,792 | 320,487 | 564,279 | Week of 10/11/2021 | | 192,546 | 315,470 | 508,016 |
| Week of 4/26/2021 | | 246,655 | 325,133 | 571,788 | ^Week of 10/18/2021 | Incomplete Data | 237,535 | 291,791 | 519,326 |
| Week of 5/3/2021 | | 252,480 | 334,904 | 587,384 | Week of 10/25/2021 | Halloween Day | 240,303 | 305,969 | 546,272 |
| Week of 5/10/2021 | | 240,299 | 317,776 | 558,075 | Week of 11/01/2021 | | 235,650 | 301,634 | 537,284 |
| ^Week of 5/17/2021 | Incomplete Data | 249,611 | 162,347 | ^411,958 | Week of 11/08/2021 | Veterans Day | 245,277 | 316,094 | 561,371 |
| ^Week of 5/24/2021 | Incomplete Data & Memorial Day | 248,442 | 183,550 | ^431,992 | Week of 11/15/2021 | | 242,567 | 312,152 | 554,719 |
| Week of 5/31/2021 | | 231,818 | 304,726 | 536,544 | Week of 11/22/2021 | Thanksgiving | 216,564 | 278,066 | 494,630 |
| Week of 6/7/2021 | | 241,139 | 322,179 | 563,318 | Week of 11/29/2021 | | 239,426 | 309,363 | 548,789 |
| Week of 6/14/2021 | School Summer Break | 236,860 | 315,945 | 552,805 | Week of 12/06/2021 | | 244,224 | 314,753 | 558,977 |
| Week of 6/21/2021 | | 235,098 | 312,016 | 547,114 | Week of 12/13/2021 | | 248,930 | 317,690 | 566,620 |
| Week of 6/28/2021 | Independence Day | 230,151 | 305,600 | 535,751 | Week of 12/20/2021 | | 225,915 | 288,945 | 514,860 |
| Week of 7/05/2021 | | 210,388 | 278,798 | 489,186 | Week of 12/27/2021 | Near Year Holiday | 221,243 | 281,886 | 503,129 |
| Week of 7/12/2021 | | 232,881 | 303,571 | 536,452 | Week of 01/03/2022 | | 227,154 | 297,220 | 524,374 |

Note: Data from 10/12/2020 through 11/08/2020 unavailable.

Appendix – WB University Parkway Between I-75 & Cooper Creek Blvd

| COVID-19 Week of: | Week of: | Weekly Vehicle Volumes | | | 2022 | | | | | Variance from 2021 | % Difference from 2010 |
|-------------------|------------|------------------------|----------|----------|---------|--------------------|------------------------|--------------------|------------------------|--------------------|------------------------|
| | | 2019 | 2020 | 2021 | | Variance from 2019 | % Difference from 2019 | Variance from 2020 | % Difference from 2020 | | |
| 3/9/2020 | 3/8/2021 | 283,942 | 272,886 | 279,765 | | -4,177 | -1.5% | 6,879 | 2.5% | | |
| 3/16/2020* | 3/15/2021 | 286,715 | 193,340 | 282,514 | | -4,201 | -1.5% | 89,174 | 46.1% | | |
| 3/23/2020 | 3/22/2021 | 277,805 | 147,311 | 291,717 | | 13,912 | 5.0% | 144,406 | 98.0% | | |
| 3/30/2020* | 3/29/2021 | 284,359 | 134,538 | 284,462 | | 103 | 0.0% | 149,924 | 111.4% | | |
| 4/6/2020 | 4/5/2021 | 264,801 | 126,476 | 281,490 | | 16,689 | 6.3% | 155,014 | 122.6% | | |
| 4/13/2020 | 4/12/2021 | 277,126 | 134,710 | 284,648 | | 7,522 | 2.7% | 149,938 | 111.3% | | |
| 4/20/2020 | 4/19/2021 | 279,656 | 136,950 | 282,702 | | 3,046 | 1.1% | 145,752 | 106.4% | | |
| 4/27/2020 | 4/26/2021 | 273,577 | 153,794 | 283,862 | | 10,285 | 3.8% | 130,068 | 84.6% | | |
| 5/4/2020* | 5/3/2021 | 276,117 | 183,895 | 286,144 | | 10,027 | 3.6% | 102,249 | 55.6% | | |
| 5/11/2020 | 5/10/2021 | ^161,631 | ^116,029 | 280,750 | | 119,119 | 73.7% | 164,721 | 142.0% | | |
| 5/18/2020 | 5/17/2021 | 258,889 | 203,992 | 282,375 | | 23,486 | 9.1% | 78,383 | 38.4% | | |
| 5/25/2020 | 5/24/2021 | 249,460 | 211,336 | 283,784 | | 34,324 | 13.8% | 72,448 | 34.3% | | |
| 6/1/2020* | 5/31/2021 | 265,205 | 217,736 | 271,149 | | 5,944 | 2.2% | 53,413 | 24.5% | | |
| 6/8/2020 | 6/7/2021 | 262,699 | 232,751 | 286,480 | | 23,781 | 9.1% | 53,729 | 23.1% | | |
| 6/15/2020 | 6/14/2021 | 260,954 | 238,580 | 283,135 | | 22,181 | 8.5% | 44,555 | 18.7% | | |
| 6/22/2020 | 6/21/2021 | 249,444 | 231,738 | 280,663 | | 31,219 | 12.5% | 48,925 | 21.1% | | |
| 6/29/2020* | 6/28/2021 | 237,175 | 219,002 | 274,227 | | 37,052 | 15.6% | 55,225 | 25.2% | | |
| 7/6/2020 | 7/5/2021 | 255,385 | 220,814 | 249,437 | | -5,948 | -2.3% | 28,623 | 13.0% | | |
| 7/13/2020 | 7/12/2021 | 256,519 | 219,871 | 280,512 | | 23,993 | 9.4% | 60,641 | 27.6% | | |
| 7/20/2020 | 7/19/2021 | 258,906 | 219,990 | 284,584 | | 25,678 | 9.9% | 64,594 | 29.4% | | |
| 7/27/2020 | 7/26/2021 | 265,970 | 225,321 | 282,577 | | 16,607 | 6.2% | 57,256 | 25.4% | | |
| 8/3/2020 | 8/2/2021 | 262,231 | 228,984 | 282,540 | | 20,309 | 7.7% | 53,556 | 23.4% | | |
| 8/10/2020 | 8/9/2021 | 254,826 | 232,363 | 272,332 | | 17,506 | 6.9% | 39,969 | 17.2% | | |
| 8/17/2020 | 8/16/2021 | 256,644 | 229,429 | ^272,332 | | 15,688 | 6.1% | 42,903 | 18.7% | | |
| 8/24/2020 | 8/23/2021 | 251,182 | 231,638 | ^272,332 | | 21,150 | 8.4% | 40,694 | 17.6% | | |
| 8/31/2020* | 8/30/2021 | 218,026 | 205,415 | ^272,332 | | 54,306 | 24.9% | 66,917 | 32.6% | | |
| 9/7/2020 | 9/6/2021 | 222,253 | 195,561 | 261,919 | | 39,666 | 17.8% | 66,358 | 33.9% | | |
| 9/14/2020 | 9/13/2021 | 256,978 | 232,881 | 273,667 | | 16,689 | 6.5% | 40,786 | 17.5% | | |
| 9/21/2020* | 9/20/2021 | 266,515 | 243,540 | 278,376 | | 11,861 | 4.5% | 34,836 | 14.3% | | |
| 9/28/2020 | 9/27/2021 | 267,789 | 240,724 | 283,087 | | 15,298 | 5.7% | 47,363 | 17.6% | | |
| 10/5/2020 | 10/4/2021 | 271,031 | 245,240 | 284,691 | | 13,660 | 5.0% | 39,451 | 16.1% | | |
| 10/12/2020 | 10/11/2021 | 271,294 | 248,916 | 291,251 | | 19,957 | 7.4% | 42,335 | 17.0% | | |
| 10/19/2020 | 10/18/2021 | 278,215 | 252,560 | 301,251 | | 23,036 | 8.3% | 48,691 | 19.3% | | |
| 10/26/2020 | 10/25/2021 | 277,812 | 254,048 | 295,028 | | 17,216 | 6.2% | 40,980 | 16.1% | | |
| 11/2/2020 | 11/1/2021 | 282,446 | 253,067 | 300,390 | | 17,944 | 6.4% | 47,323 | 18.7% | | |
| 11/9/2020 | 11/8/2021 | 291,551 | 241,783 | 307106 | | 15,555 | 5.3% | 65,323 | 27.0% | | |
| 11/16/2020 | 11/15/2021 | 289,091 | 268,912 | 318,076 | | 29,985 | 10% | 49,164 | 18.3% | | |
| 11/23/2020 | 11/22/2021 | 272,354 | 247,294 | 290,313 | | 17,959 | 6.6% | 43,019 | 17.4% | | |
| 11/30/2020 | 11/29/2021 | 304,557 | 276,240 | 334,537 | | 29,980 | 9.8% | 58,297 | 21.1% | | |
| 12/7/2020 | 12/6/2021 | 309,883 | 286,032 | 332,219 | | 22,336 | 7.2% | 46,187 | 16.1% | | |
| 12/14/2020 | 12/13/2021 | 326,419 | 304,382 | 344,902 | | 18,483 | 5.7% | 40,520 | 13.3% | | |
| 12/21/2020 | 12/20/2021 | 266,303 | 267,007 | 305,714 | | 39,411 | 14.8% | 38,707 | 14.5% | | |
| 12/28/2020 | 12/27/2021 | 271,055 | 253,195 | 279,826 | | 8,771 | 3.2% | 26,631 | 10.5% | | |
| 1/4/2021 | 1/3/2022 | 252,664 | 286,440 | 264,824 | 292,562 | 6,122 | 2.1% | 27,738 | 10.5% | 27,738 | 10.47% |
| 1/11/2021 | 1/10/2022 | 272,994 | 288,479 | 262,088 | | | | | | | |
| 1/18/2021 | 1/17/2022 | 286,934 | 289,883 | 263,515 | | | | | | | |
| 1/25/2021 | 1/24/2022 | 281,019 | 285,608 | 268,455 | | | | | | | |
| 2/1/2021 | 1/31/2022 | 285,520 | 293,012 | 266,420 | | | | | | | |
| 2/8/2021 | 2/7/2022 | 286,383 | 303,597 | 277,212 | | | | | | | |
| 2/15/2021 | 2/14/2022 | 294,875 | 300,128 | 277,769 | | | | | | | |
| 2/22/2021 | 2/21/2022 | 289,333 | 260,091 | 241,342 | | | | | | | |
| 3/1/2021 | 2/28/2022 | 284,910 | 242,675 | 232,765 | | | | | | | |

*Important Dates:

^ - incomplete data

3/15/2020 – County Declares State of Emergency

4/01/2020 – Governor declares “Safer at Home” Order

5/04/2020 – Phase 1 Recovery Begins

6/05/2020 – Phase 2 Recovery Begins

7/01/2020 – City of Sarasota Mask Mandate

8/31/2020 – Sarasota Schools Open for Students

9/25/2020 – Phase 3 Reopening Begins

Appendix – Fruitville at Cattlemen

| COVID-19 Week of: | Week of: | Weekly Vehicle Volumes | | | 2022 | Variance from 2019 | % Difference from 2019 | Variance from 2020 | % Difference from 2020 | Variance from 2021 | % Difference from 2021 |
|-------------------|------------|------------------------|----------|----------|---------|--------------------|------------------------|--------------------|------------------------|--------------------|------------------------|
| | | 2019 | 2020 | 2021 | | | | | | | |
| 3/9/2020 | 3/8/2021 | 616,180 | 545,163 | 519,326 | | -96,854 | -15.7% | -25,837 | -4.7% | | |
| 3/16/2020* | 3/15/2021 | 609,440 | 441,471 | 528,782 | | -80,658 | -13.2% | 87,311 | 19.8% | | |
| 3/23/2020 | 3/22/2021 | 604,042 | 359,832 | 542,622 | | -61,420 | -10.2% | 182,790 | 50.8% | | |
| 3/30/2020* | 3/29/2021 | 599,675 | 335,422 | 522,259 | | -77,416 | -12.9% | 186,837 | 55.7% | | |
| 4/6/2020 | 4/5/2021 | 586,682 | 316,641 | 519,174 | | -67,508 | -11.5% | 202,533 | 64.0% | | |
| 4/13/2020 | 4/12/2021 | 571,355 | 328,795 | 525,985 | | -45,370 | -7.9% | 197,190 | 60.0% | | |
| 4/20/2020 | 4/19/2021 | 501,300 | 302,328 | 516,686 | | 15,386 | 3.1% | 214,358 | 70.9% | | |
| 4/27/2020 | 4/26/2021 | 553,514 | 366,360 | 515,190 | | -38,324 | -6.9% | 148,830 | 40.6% | | |
| 5/4/2020* | 5/3/2021 | 574,076 | 410,293 | 522,566 | | -51,510 | -9.0% | 112,273 | 27.4% | | |
| 5/11/2021 | 5/10/2021 | ^338,055 | ^254,589 | 511,007 | | 172,952 | 51.2% | 256,418 | 100.7% | | |
| 5/18/2020 | 5/17/2021 | 563,449 | 439,440 | 513,750 | | -49,699 | -8.8% | 74,310 | 16.9% | | |
| 5/25/2020 | 5/24/2021 | 519,770 | 432,089 | 515,617 | | -4,153 | -0.8% | 83,528 | 19.3% | | |
| 6/1/2020* | 5/31/2021 | 544,967 | 439,818 | 481,440 | | -63,527 | -11.7% | 41,622 | 9.5% | | |
| 6/8/2020 | 6/7/2021 | 532,317 | 473,513 | 512,020 | | -20,297 | -3.8% | 38,507 | 8.1% | | |
| 6/15/2020 | 6/14/2021 | 539,722 | 486,860 | 497,040 | | -42,682 | -7.9% | 10,180 | 2.1% | | |
| 6/22/2020 | 6/21/2021 | 508,913 | 459,992 | 495,808 | | -13,105 | -2.6% | 35,816 | 7.8% | | |
| 6/29/2020* | 6/28/2021 | 459,248 | 411,114 | 491,125 | | 31,877 | 6.9% | 80,011 | 19.5% | | |
| 7/6/2020 | 7/5/2021 | 524,547 | 449,210 | 438,358 | | -86,189 | -16.4% | -10,852 | -2.4% | | |
| 7/13/2020 | 7/12/2021 | 528,377 | 447,116 | 495,276 | | -33,101 | -6.3% | 48,160 | 10.8% | | |
| 7/20/2020 | 7/19/2021 | 506,597 | 426,009 | 485,766 | | -20,831 | -4.1% | 59,757 | 14.0% | | |
| 7/27/2020 | 7/26/2021 | 530,280 | 447,438 | 476,458 | | -53,822 | -10.1% | 29,020 | 6.5% | | |
| 8/3/2020 | 8/2/2021 | 529,557 | 453,243 | 474,120 | | -55,437 | -10.5% | 20,877 | 4.6% | | |
| 8/10/2020 | 8/9/2021 | 468,055 | 396,320 | 462,018 | | -6,037 | -1.3% | 65,698 | 16.6% | | |
| 8/17/2020 | 8/16/2021 | 528,552 | 433,865 | ^462,018 | | -66,534 | -12.6% | 28,153 | 6.5% | | |
| 8/24/2020 | 8/23/2021 | 508,088 | 431,425 | ^462,018 | | -46,070 | -9.1% | 30,593 | 7.1% | | |
| 8/31/2020* | 8/30/2021 | 441,152 | 385,934 | ^462,018 | | 20,866 | 4.7% | 76,084 | 19.7% | | |
| 9/7/2020 | 9/6/2021 | 454,421 | 373,155 | 450,426 | | -3,995 | -0.9% | 77,271 | 20.7% | | |
| 9/14/2020 | 9/13/2021 | 537,441 | 445,523 | 466,935 | | -70,506 | -13.1% | 21,412 | 4.8 | | |
| 9/21/2020* | 9/20/2021 | 532,868 | 452,382 | 477,671 | | -55,197 | -10.4% | 25,289 | 5.6% | | |
| 9/28/2020 | 9/27/2021 | 542,639 | 451,254 | 484,560 | | -58,079 | -10.7% | 33,306 | 7.4% | | |
| 10/5/2020 | 10/4/2021 | 550,087 | 467,920 | 494,476 | | -55,611 | -10.1% | 26,556 | 5.7% | | |
| 10/12/2020 | 10/11/2021 | 538,359 | 461,308 | 496,019 | | -42,340 | -7.9% | 34,711 | 7.5% | | |
| 10/19/2020 | 10/18/2021 | 553,203 | 471,730 | 503,542 | | -49,661 | -9.0% | 31,812 | 6.7% | | |
| 10/26/2020 | 10/25/2021 | 542,838 | 469,943 | 499,323 | | -43,515 | -8.0% | 29,380 | 6.3% | | |
| 11/2/2020 | 11/1/2021 | 563,649 | 479,278 | 486,391 | | -77,258 | -13.7% | 7,113 | 1.5% | | |
| 11/9/2020 | 11/8/2021 | 563,920 | 440,423 | 505,072 | | -58,848 | -10.4% | 64,649 | 14.7% | | |
| 11/16/2020 | 11/15/2021 | 557,457 | 486,067 | 509,622 | | -47,835 | -8.6% | 23,555 | 4.8% | | |
| 11/23/2020 | 11/22/2021 | 488,212 | 422,361 | 448,564 | | -39,648 | -8.1% | 26,203 | 6.2% | | |
| 11/30/2020 | 11/29/2021 | 565,772 | 473,563 | 511,731 | | -54,041 | -9.6% | 38,168 | 8.1% | | |
| 12/7/2020 | 12/6/2021 | 580,001 | 481,830 | 515,196 | | -64,805 | -11.2% | 33,366 | 6.9% | | |
| 12/14/2020 | 12/13/2021 | 582,598 | 490,480 | 522,151 | | -60,447 | -10.4% | 31,671 | 6.5% | | |
| 12/21/2020 | 12/20/2021 | 480,443 | 417,870 | 456,745 | | -23,698 | -4.9% | 38,875 | 9.3% | | |
| 12/28/2020 | 12/27/2021 | 497,090 | 436,838 | 447,043 | | -50,047 | -10.1% | 10,205 | 2.3% | | |
| 1/4/2021 | 1/3/2022 | | 560,950 | 459,754 | 467,982 | | | -92,968 | -16.6% | 8,228 | 1.8% |
| 1/11/2021 | 1/10/2022 | | 565,793 | 450,773 | | | | | | | |
| 1/18/2021 | 1/17/2022 | | 542,669 | 455,481 | | | | | | | |
| 1/25/2021 | 1/24/2022 | | 549,272 | 479,602 | | | | | | | |
| 2/1/2021 | 1/31/2022 | | 571,026 | 473,922 | | | | | | | |
| 2/8/2021 | 2/7/2022 | | 577,531 | 492,341 | | | | | | | |
| 2/15/2021 | 2/14/2022 | | 573,817 | 495,745 | | | | | | | |
| 2/22/2021 | 2/21/2022 | | 495,566 | 431,733 | | | | | | | |
| 3/1/2021 | 2/28/2022 | | 529,661 | 502,454 | | | | | | | |

*Important Dates:

- 3/15/2020 – County Declares State of Emergency
- 5/04/2020 – Phase 1 Recovery Begins
- 7/01/2020 – City of Sarasota Mask Mandate
- 9/25/2020 – Phase 3 Reopening Begins

^ - incomplete data

- 4/01/2020 – Governor declares “Safer at Home” Order
- 6/05/2020 – Phase 2 Recovery Begins
- 8/31/2020 – Sarasota Schools Open for Students

Appendix – 17th Street east of Beneva Rd

NOTE: Data from 17th Street is only available after counter installation on October 10, 2019.

| COVID-19 Week of: | Week of: | Weekly Vehicle Volumes | | | | Variance from 2019 | % Difference from 2019 | Variance from 2020 | % Difference from 2020 | Variance from 2021 | % Difference from 2021 |
|-------------------|------------|------------------------|---------|---------|---------|--------------------|------------------------|--------------------|------------------------|--------------------|------------------------|
| | | 2019 | 2020 | 2021 | 2022 | | | | | | |
| 3/9/2020 | 3/8/2021 | - | 123,028 | 117,837 | | - | - | -5,191 | -4.2% | | |
| 3/16/2020* | 3/15/2021 | - | 93,411 | 113,541 | | - | - | 20,130 | 21.5% | | |
| 3/23/2020 | 3/22/2021 | - | 77,207 | 121,996 | | - | - | 44,789 | 58.0% | | |
| 3/30/2020* | 3/29/2021 | - | 70,836 | 120,291 | | - | - | 49,455 | 69.8% | | |
| 4/6/2020 | 4/5/2021 | - | 65,850 | 117,210 | | - | - | 51,360 | 78% | | |
| 4/13/2020 | 4/12/2021 | - | 69,046 | 119,615 | | - | - | 50,569 | 73.2% | | |
| 4/20/2020 | 4/19/2021 | - | 69,961 | 117,868 | | - | - | 47,907 | 68.5% | | |
| 4/27/2020 | 4/26/2021 | - | 76,947 | 118,912 | | - | - | 41,965 | 54.5% | | |
| 5/4/2020* | 5/3/2021 | - | 85,546 | 118,228 | | - | - | 32,682 | 38.2% | | |
| 5/11/2020 | 5/10/2021 | - | 86,973 | 116,580 | | - | - | 29,607 | 34.0% | | |
| 5/18/2020 | 5/17/2021 | - | 89,002 | 116,062 | | - | - | 27,060 | 30.4% | | |
| 5/25/2020 | 5/24/2021 | - | 88,519 | 114,405 | | - | - | 25,886 | 29.2% | | |
| 6/1/2020* | 5/31/2021 | - | 89,971 | 106,464 | | - | - | 16,493 | 18.3% | | |
| 6/8/2020 | 6/7/2021 | - | 96,902 | 112,014 | | - | - | 15,112 | 15.6% | | |
| 6/15/2020 | 6/14/2021 | - | 98,034 | 106,152 | | - | - | 8,118 | 8.3% | | |
| 6/22/2020 | 6/21/2021 | - | 98,382 | 104,675 | | - | - | 6,293 | 6.4% | | |
| 6/29/2020* | 6/28/2021 | - | 90,411 | 101,094 | | - | - | 10,683 | 11.8% | | |
| 7/6/2020 | 7/5/2021 | - | 92,297 | 93,448 | | - | - | 1,151 | 1.2% | | |
| 7/13/2020 | 7/12/2021 | - | 90,401 | 105,492 | | - | - | 15,091 | 16.7% | | |
| 7/20/2020 | 7/19/2021 | - | 90,841 | 102,830 | | - | - | 11,989 | 13.2% | | |
| 7/27/2020 | 7/26/2021 | - | 93,082 | 99,769 | | - | - | 6,687 | 7.2% | | |
| 8/3/2020 | 8/2/2021 | - | 95,112 | 101,920 | | - | - | 6,808 | 7.2% | | |
| 8/10/2020 | 8/9/2021 | - | 94,502 | 103,518 | | - | - | 9,016 | 9.5% | | |
| 8/17/2020 | 8/16/2021 | - | 94,475 | 106,713 | | - | - | 12,238 | 13% | | |
| 8/24/2020 | 8/23/2021 | - | 95,844 | 106,317 | | - | - | 11,842 | 12.5% | | |
| 8/31/2020* | 8/30/2021 | - | 97,014 | 102,783 | | - | - | 11,998 | 13.2% | | |
| 9/7/2020 | 9/6/2021 | - | 90,785 | 102,783 | | - | - | 11,998 | 13.2% | | |
| 9/14/2020 | 9/13/2021 | - | 99,531 | 107,647 | | - | - | 8,116 | 8.2% | | |
| 9/21/2020* | 9/20/2021 | - | 101,602 | 111,421 | | - | - | 9,819 | 9.7% | | |
| 9/28/2020 | 9/27/2021 | - | 100,724 | 112,850 | | - | - | 12,126 | 12.0% | | |
| 10/5/2020 | 10/4/2021 | - | 102,424 | 111,829 | | - | - | 9,405 | 9.2% | | |
| 10/12/2020 | 10/11/2021 | 111,789 | 104,437 | 113,159 | | 1370 | 1.2% | 8,722 | 8.4% | | |
| 10/19/2020 | 10/18/2021 | 115,595 | 103,541 | 114,987 | | -608 | -0.6% | 11,446 | 11.1% | | |
| 10/26/2020 | 10/25/2021 | 116,257 | 106,931 | 116,938 | | 681 | 0.6% | 10,007 | 9.4% | | |
| 11/2/2020 | 11/1/2021 | 123,468 | 105,681 | 116,740 | | -6,728 | -6.4% | 11,059 | 10.5% | | |
| 11/9/2020 | 11/8/2021 | 120,425 | 97,479 | 123,436 | | 3,011 | 3.1% | 25,957 | 26.6% | | |
| 11/16/2020 | 11/15/2021 | 119,653 | 108,086 | 123,016 | | 3,363 | 3.1% | 14,930 | 13.8% | | |
| 11/23/2020 | 11/22/2021 | 100,491 | 94,729 | 103,347 | | 2,856 | 3.0% | 8,618 | 9.1% | | |
| 11/30/2020 | 11/29/2021 | 121,603 | 110,356 | 125,668 | | 4,065 | 3.7% | 15,312 | 13.9% | | |
| 12/7/2020 | 12/6/2021 | 124,514 | 111,215 | 126,525 | | 2,011 | 1.8% | 15,310 | 13.8% | | |
| 12/14/2020 | 12/13/2021 | 122,617 | 112,470 | 127,117 | | 4,500 | 4.0% | 14,647 | 13.0% | | |
| 12/21/2020 | 12/20/2021 | 98,151 | 94,523 | 111,253 | | 13,102 | 13.9% | 16,730 | 17.7% | | |
| 12/28/2020 | 12/27/2021 | 101,991 | 91,704 | 99,855 | | -2,136 | -2.3% | 8,151 | 8.9% | | |
| 1/4/2021 | 1/3/2022 | | 121,749 | 105,820 | 110,717 | | | -11,032 | -9.1% | 4,897 | 4.6% |
| 1/11/2021 | 1/10/2022 | | 126,593 | 107,741 | | | | | | | |
| 1/18/2021 | 1/17/2022 | | 123,116 | 108,494 | | | | | | | |
| 1/25/2021 | 1/24/2022 | | 125,801 | 111,367 | | | | | | | |
| 2/1/2021 | 1/31/2022 | | 127,364 | 110,946 | | | | | | | |
| 2/8/2021 | 2/7/2022 | | 131,855 | 113,848 | | | | | | | |
| 2/15/2021 | 2/14/2022 | | 128,249 | 114,345 | | | | | | | |
| 2/22/2021 | 2/21/2022 | | 132,824 | 117,214 | | | | | | | |
| 3/1/2021 | 2/28/2022 | | 131,534 | 118,269 | | | | | | | |

*Important Dates:

3/15/2020 – County Declares State of Emergency
 5/04/2020 – Phase 1 Recovery Begins
 7/01/2020 – City of Sarasota Mask Mandate
 9/25/2020 – Phase 3 Reopening Begins

4/01/2020 – Governor declares “Safer at Home” Order
 6/05/2020 – Phase 2 Recovery Begins
 8/31/2020 – Sarasota Schools Open for Students

Appendix – Beneva south of Torrey Pines

NOTE: Data from Beneva is only available after counter installation on November 4, 2019.

| COVID-19 Week of: | Week of: | Weekly Vehicle Volumes | | | | Variance from 2019 | % Difference from 2019 | Variance from 2020 | % Difference from 2020 | Variance from 2021 | % Difference from 2021 |
|-------------------|------------|------------------------|---------|----------|----------|--------------------|------------------------|--------------------|------------------------|--------------------|------------------------|
| | | 2019 | 2020 | 2021 | 2022 | | | | | | |
| 3/9/2020 | 3/8/2021 | - | 144,377 | 139,957 | - | - | -4,420 | -3.1% | | | |
| 3/16/2020* | 3/15/2021 | - | 111,518 | 141,077 | - | - | 29,559 | 26.5% | | | |
| 3/23/2020 | 3/22/2021 | - | 89,061 | 144,987 | - | - | 55,926 | 62.8% | | | |
| 3/30/2020* | 3/29/2021 | - | 83,390 | 144,937 | - | - | 61,547 | 73.8% | | | |
| 4/6/2020 | 4/5/2021 | - | 76,982 | 141,658 | - | - | 64,676 | 84.0% | | | |
| 4/13/2020 | 4/12/2021 | - | 82,900 | 140,948 | - | - | 58,048 | 70.0% | | | |
| 4/20/2020 | 4/19/2021 | - | 83,598 | 139,742 | - | - | 56,144 | 67.2% | | | |
| 4/27/2020 | 4/26/2021 | - | 93,636 | 139,088 | - | - | 45,452 | 48.5% | | | |
| 5/4/2020* | 5/3/2021 | - | 102,094 | 140,882 | - | - | 38,788 | 38.0% | | | |
| 5/11/2020 | 5/10/2021 | - | 103,516 | 138,277 | - | - | 34,761 | 33.6% | | | |
| 5/18/2020 | 5/17/2021 | - | 109,341 | 135,844 | - | - | 26,503 | 24.2% | | | |
| 5/25/2020 | 5/24/2021 | - | 108,174 | 134,831 | - | - | 26,657 | 24.6% | | | |
| 6/1/2020* | 5/31/2021 | - | 109,415 | 126,495 | - | - | 17,080 | 15.6% | | | |
| 6/8/2020 | 6/7/2021 | - | 117,986 | 132,244 | - | - | 14,258 | 12.1% | | | |
| 6/15/2020 | 6/14/2021 | - | 118,693 | 127,257 | - | - | 8,564 | 7.2% | | | |
| 6/22/2020 | 6/21/2021 | - | 116,610 | 126,950 | - | - | 10,340 | 8.9% | | | |
| 6/29/2020* | 6/28/2021 | - | 113,257 | 126,627 | - | - | 13,370 | 11.8% | | | |
| 7/6/2020 | 7/5/2021 | - | 112,421 | 113,190 | - | - | 769 | 0.7% | | | |
| 7/13/2020 | 7/12/2021 | - | 110,430 | 122,346 | - | - | 11,916 | 10.8% | | | |
| 7/20/2020 | 7/19/2021 | - | 110,042 | 111,010 | - | - | 968 | 0.9% | | | |
| 7/27/2020 | 7/26/2021 | - | 113,109 | 100,554 | - | - | -12,555 | -11.1% | | | |
| 8/3/2020 | 8/2/2021 | - | 113,297 | 102,762 | - | - | -10,535 | -9.3% | | | |
| 8/10/2020 | 8/9/2021 | - | 113,243 | 94,655 | - | - | -18,588 | -16.4% | | | |
| 8/17/2020 | 8/16/2021 | - | 112,316 | 99,157 | - | - | -13,159 | -11.7% | | | |
| 8/24/2020 | 8/23/2021 | - | 113,827 | 103,092 | - | - | -10,735 | -9.4% | | | |
| 8/31/2020* | 8/30/2021 | - | 119,628 | 105,539 | - | - | -14,089 | -11.8% | | | |
| 9/7/2020 | 9/6/2021 | - | 110,377 | 107,792 | - | - | -2,585 | -2.3% | | | |
| 9/14/2020 | 9/13/2021 | - | 120,235 | 111,896 | - | - | -8,339 | -6.9% | | | |
| 9/21/2020* | 9/20/2021 | - | 120,487 | 113,361 | - | - | -7,126 | -5.9% | | | |
| 9/28/2020 | 9/27/2021 | - | 119,765 | 117,177 | - | - | -2,588 | -2.2% | | | |
| 10/5/2020 | 10/4/2021 | - | 121,880 | ^105,718 | - | - | -16,162 | -13.3% | | | |
| 10/12/2020 | 10/11/2021 | - | 122,111 | ^90,957 | - | - | -31,154 | -25.5% | | | |
| 10/19/2020 | 10/18/2021 | - | 127,356 | 103,419 | - | - | -23,937 | -18.8% | | | |
| 10/26/2020 | 10/25/2021 | - | 129,292 | 84,015 | - | - | -45,277 | -35.0% | | | |
| 11/2/2020 | 11/1/2021 | 142,231 | 125,007 | 56,902 | -85,329 | -60.0% | -68,105 | -54.4% | | | |
| 11/9/2020 | 11/8/2021 | 144,923 | 119,388 | 38,916 | -106,007 | -73.1% | -80,472 | -67.4% | | | |
| 11/16/2020 | 11/15/2021 | 145,840 | 128,853 | 145,023 | -817 | -0.6% | 16,170 | 12.5% | | | |
| 11/23/2020 | 11/22/2021 | 131,039 | 115,894 | 116,357 | -14,682 | -11.2% | 463 | 0.4% | | | |
| 11/30/2020 | 11/29/2021 | 148,241 | 130,092 | 131,164 | -17,077 | -11.5% | 1,072 | 0.8% | | | |
| 12/7/2020 | 12/6/2021 | 150,247 | 131,435 | 128,480 | -21,767 | -14.5% | -2,955 | -2.2% | | | |
| 12/14/2020 | 12/13/2021 | 158,406 | 134,541 | 143,445 | -14,961 | -9.4% | 8,904 | 6.6% | | | |
| 12/21/2020 | 12/20/2021 | 131,308 | 117,954 | 108,119 | -23,189 | -17.7% | -9,835 | -8.3% | | | |
| 12/28/2020 | 12/27/2021 | 134,585 | 114,840 | 100,935 | -33,650 | -25.0% | -13,905 | -12.1% | | | |
| 1/4/2021 | 1/3/2022 | | 147,808 | 126,234 | 103,715 | | -44,093 | -29.8% | -22,519 | -17.8% | |
| 1/11/2021 | 1/10/2022 | | 149,667 | 125,766 | | | | | | | |
| 1/18/2021 | 1/17/2022 | | 148,541 | 125,624 | | | | | | | |
| 1/25/2021 | 1/24/2022 | | 149,493 | 129,465 | | | | | | | |
| 2/1/2021 | 1/31/2022 | | 151,289 | 133,484 | | | | | | | |
| 2/8/2021 | 2/7/2022 | | 153,583 | 135,636 | | | | | | | |
| 2/15/2021 | 2/14/2022 | | 151,316 | 133,896 | | | | | | | |
| 2/22/2021 | 2/21/2022 | | 155,400 | 140,220 | | | | | | | |
| 3/1/2021 | 2/28/2022 | | 149,754 | 139,808 | | | | | | | |

*Important Dates:

3/15/2020 – County Declares State of Emergency
 5/04/2020 – Phase 1 Recovery Begins
 7/01/2020 – City of Sarasota Mask Mandate
 9/25/2020 – Phase 3 Reopening Begins

4/01/2020 – Governor declares “Safer at Home” Order
 6/05/2020 – Phase 2 Recovery Begins
 8/31/2020 – Sarasota Schools Open for Students

Appendix – Jacaranda Blvd south of Center Rd

NOTE: Data from Jacaranda is only available after counter installation on November 11, 2019.

| COVID-19 Week of: | Week of: | Weekly Vehicle Volumes | | | | Variance from 2019 | % Difference from 2019 | Variance from 2020 | % Difference from 2020 | Variance from 2021 | % Difference from 2021 |
|-------------------|------------|------------------------|---------|---------|---------|--------------------|------------------------|--------------------|------------------------|--------------------|------------------------|
| | | 2019 | 2020 | 2021 | 2022 | | | | | | |
| 3/9/2020 | 3/8/2021 | - | 155,376 | 155,900 | - | - | 524 | 0.3% | | | |
| 3/16/2020* | 3/15/2021 | - | 122,047 | 153,218 | - | - | 31,171 | 25.5% | | | |
| 3/23/2020 | 3/22/2021 | - | 94,959 | 156,923 | - | - | 61,964 | 65.3% | | | |
| 3/30/2020* | 3/29/2021 | - | 86,226 | 155,641 | - | - | 69,415 | 80.5% | | | |
| 4/6/2020 | 4/5/2021 | - | 79,704 | 150,447 | - | - | 70,743 | 88.8% | | | |
| 4/13/2020 | 4/12/2021 | - | 85,662 | 151,829 | - | - | 66,167 | 77.2% | | | |
| 4/20/2020 | 4/19/2021 | - | 87,167 | 144,940 | - | - | 57,773 | 66.3% | | | |
| 4/27/2020 | 4/26/2021 | - | 98,675 | 147,658 | - | - | 48,983 | 49.6% | | | |
| 5/4/2020* | 5/3/2021 | - | 106,565 | 145,266 | - | - | 38,701 | 36.3% | | | |
| 5/11/2020 | 5/10/2021 | - | 108,135 | 139,300 | - | - | 31,165 | 28.8% | | | |
| 5/18/2020 | 5/17/2021 | - | 111,449 | 137,897 | - | - | 26,448 | 23.7% | | | |
| 5/25/2020 | 5/24/2021 | - | 110,933 | 138,872 | - | - | 27,939 | 25.2% | | | |
| 6/1/2020* | 5/31/2021 | - | 110,835 | 128,867 | - | - | 18,032 | 16.3% | | | |
| 6/8/2020 | 6/7/2021 | - | 126,239 | 135,243 | - | - | 9,004 | 7.1% | | | |
| 6/15/2020 | 6/14/2021 | - | 127,523 | 133,117 | - | - | 5,594 | 4.4% | | | |
| 6/22/2020 | 6/21/2021 | - | 118,629 | 131,216 | - | - | 12,587 | 10.6% | | | |
| 6/29/2020* | 6/28/2021 | - | 111,574 | 130,969 | - | - | 19,395 | 17.4% | | | |
| 7/6/2020 | 7/5/2021 | - | 115,394 | 117,725 | - | - | 2,331 | 2.0% | | | |
| 7/13/2020 | 7/12/2021 | - | 111,420 | 130,080 | - | - | 18,660 | 16.7% | | | |
| 7/20/2020 | 7/19/2021 | - | 111,138 | 129,791 | - | - | 18,653 | 16.8% | | | |
| 7/27/2020 | 7/26/2021 | - | 112,208 | 128,097 | - | - | 15,889 | 14.2% | | | |
| 8/3/2020 | 8/2/2021 | - | 113,474 | 124,544 | - | - | 11,070 | 9.8% | | | |
| 8/10/2020 | 8/9/2021 | - | 112,171 | 122,776 | - | - | 10,605 | 9.5% | | | |
| 8/17/2020 | 8/16/2021 | - | 110,798 | 123,072 | - | - | 12,274 | 11.1% | | | |
| 8/24/2020 | 8/23/2021 | - | 112,005 | 112,005 | - | - | 8,897 | 7.9% | | | |
| 8/31/2020* | 8/30/2021 | - | 115,616 | 123,373 | - | - | -41,106 | -25% | | | |
| 9/7/2020 | 9/6/2021 | - | 105,636 | 118,822 | - | - | 13,186 | 12.5% | | | |
| 9/14/2020 | 9/13/2021 | - | 115,462 | 123,687 | - | - | 8,225 | 7.1% | | | |
| 9/21/2020* | 9/20/2021 | - | 117,575 | 126,707 | - | - | 9,132 | 7.8% | | | |
| 9/28/2020 | 9/27/2021 | - | 118,429 | 129,804 | - | - | 11,375 | 9.6% | | | |
| 10/5/2020 | 10/4/2021 | - | 122,799 | 133,257 | - | - | 10,458 | 8.5% | | | |
| 10/12/2020 | 10/11/2021 | - | 123,760 | 136,391 | - | - | 12,631 | 10.2% | | | |
| 10/19/2020 | 10/18/2021 | - | 129,616 | 136,692 | - | - | 7,076 | 5.5% | | | |
| 10/26/2020 | 10/25/2021 | - | 130,237 | 137,616 | - | - | 7,379 | 5.7% | | | |
| 11/2/2020 | 11/1/2021 | - | 129,435 | 140,034 | - | - | 10,599 | 8.2% | | | |
| 11/9/2020 | 11/8/2021 | 143,206 | 120,720 | 143,973 | 767 | 0.5% | 23,253 | 19.3% | | | |
| 11/16/2020 | 11/15/2021 | 146,744 | 135,000 | 145,854 | -890 | -0.6% | 10,854 | 8.0% | | | |
| 11/23/2020 | 11/22/2021 | 129,863 | 120,345 | 130,350 | 487 | 0.4% | 10,005 | 8.3% | | | |
| 11/30/2020 | 11/29/2021 | 148,027 | 135,850 | 146,983 | -1,044 | -0.7% | 11,133 | 8.2% | | | |
| 12/7/2020 | 12/6/2021 | 145,373 | 136,078 | 148,247 | 2,874 | 2.0% | 12,169 | 8.9% | | | |
| 12/14/2020 | 12/13/2021 | 149,324 | 139,216 | 150,117 | 793 | 0.5% | 10,901 | 7.8% | | | |
| 12/21/2020 | 12/20/2021 | 125,144 | 120,767 | 133,464 | 8,320 | 6.6% | 12,697 | 10.5% | | | |
| 12/28/2020 | 12/27/2021 | 135,261 | 122,203 | 132,833 | -2,428 | -1.8% | 10,630 | 8.7% | | | |
| 1/4/2021 | 1/3/2022 | | 154,036 | 137,688 | 144,140 | | -9,896 | -6.4% | 6,452 | 4.7% | |
| 1/11/2021 | 1/10/2022 | | 157,663 | 139,039 | | | | | | | |
| 1/18/2021 | 1/17/2022 | | 159,468 | 139,097 | | | | | | | |
| 1/25/2021 | 1/24/2022 | | 158,112 | 142,676 | | | | | | | |
| 2/1/2021 | 1/31/2022 | | 161,520 | 142,383 | | | | | | | |
| 2/8/2021 | 2/7/2022 | | 165,271 | 146,060 | | | | | | | |
| 2/15/2021 | 2/14/2022 | | 164,067 | 149,271 | | | | | | | |
| 2/22/2021 | 2/21/2022 | | 165,403 | 153,616 | | | | | | | |
| 3/1/2021 | 2/28/2022 | | 164,479 | 155,576 | | | | | | | |

*Important Dates:

3/15/2020 – County Declares State of Emergency
 5/04/2020 – Phase 1 Recovery Begins
 7/01/2020 – City of Sarasota Mask Mandate
 9/25/2020 – Phase 3 Reopening Begins

4/01/2020 – Governor declares “Safer at Home” Order
 6/05/2020 – Phase 2 Recovery Begins
 8/31/2020 – Sarasota Schools Open for Students