



# UNITED WAY 2017 ALICE REPORT

## Driving Change Together




Presented by



With support from



# What/Who is ALICE?



**FLORIDA**

ALABAMA, ALASKA, ARIZONA, ARKANSAS, CALIFORNIA, COLORADO, CONNECTICUT, DELAWARE, **FLORIDA**, GEORGIA, HAWAII, IDAHO, ILLINOIS, INDIANA, IOWA, KANSAS, KENTUCKY, LOUISIANA, MAINE, MARYLAND, MASSACHUSETTS, MICHIGAN, MINNESOTA, MISSISSIPPI, MISSOURI, MONTANA, NEBRASKA, NEVADA, NEW HAMPSHIRE, **NEW JERSEY**, NEW MEXICO, **NEW YORK**, NORTH CAROLINA, NORTH DAKOTA, OHIO, OKLAHOMA, OREGON, PENNSYLVANIA, RHODE ISLAND, SOUTH CAROLINA, SOUTH DAKOTA, TENNESSEE, TEXAS, UTAH, VERMONT, VIRGINIA, WASHINGTON, WEST VIRGINIA, WISCONSIN, WYOMING

2017 UPDATE

Winter 2017

**STUDY OF FINANCIAL HARDSHIP**

GIVE. ADVOCATE. VOLUNTEER.  
United Way of Florida  
[UnitedWayALICE.org/Florida](http://UnitedWayALICE.org/Florida)



Housing – below average size and cost including utilities

Childcare – the cheapest legal home-based childcare

Food – careful purchasing and preparation with no eating out

Transportation – Gas, insurance and basic maintenance only

Healthcare – basic out-of-pocket costs with no insurance premiums and ACA penalty

Miscellaneous – minor cost overruns and other essentials

Taxes – Social Security, Medicare and Income taxes and credits

Presented by



With support from



# ALICE in Sarasota

	SINGLE ADULT	2 ADULTS, 1 INFANT, 1 PRESCHOOLER
<b>Monthly Costs</b>		
Housing	\$675	\$960
Child Care	\$-	\$1,153
Food	\$165	\$547
Transportation	\$322	\$644
Health Care	\$165	\$634
Miscellaneous	\$153	\$428
Taxes	\$202	\$344
<b>Monthly Total</b>	<b>\$1,682</b>	<b>\$4,710</b>
<b>ANNUAL TOTAL</b>	<b>\$20,184</b>	<b>\$56,520</b>
<b>POVERTY ANNUAL TOTAL</b>	<b>\$11,770</b>	<b>\$24,250</b>

Presented by

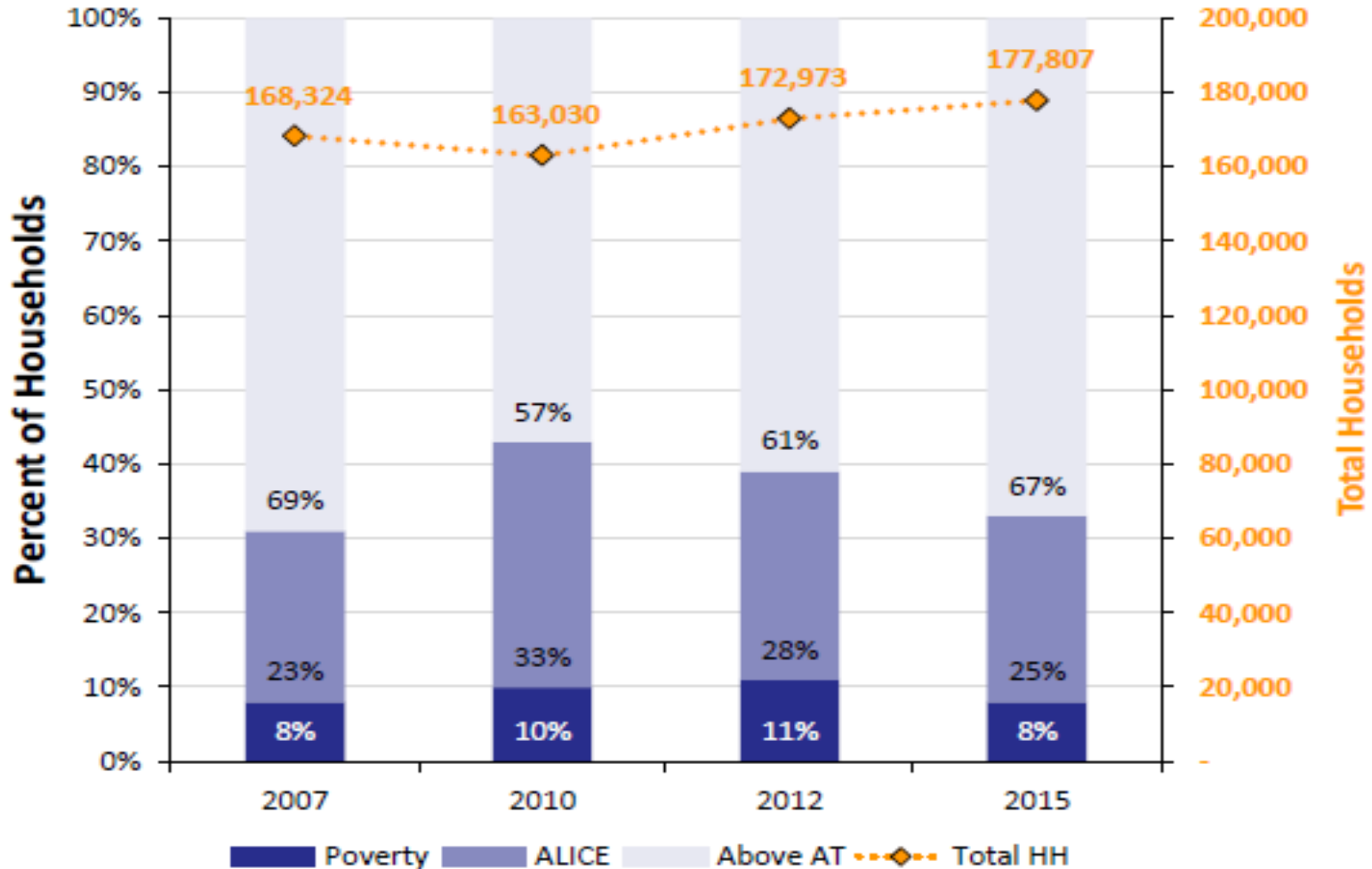


With support from





# ALICE in Sarasota



Presented by



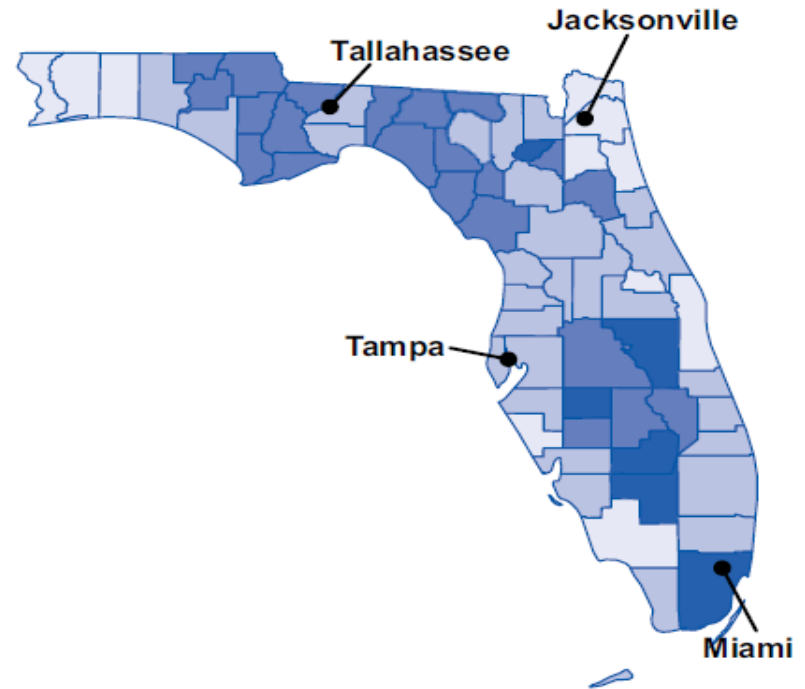
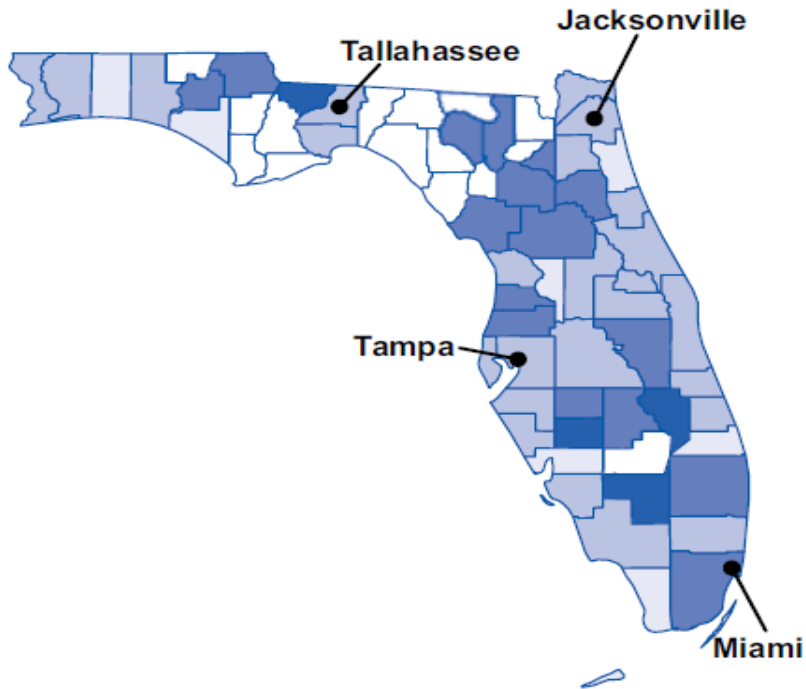
With support from



# Overview of ALICE in Florida

2007

2015



Percent Households Below ALICE Threshold



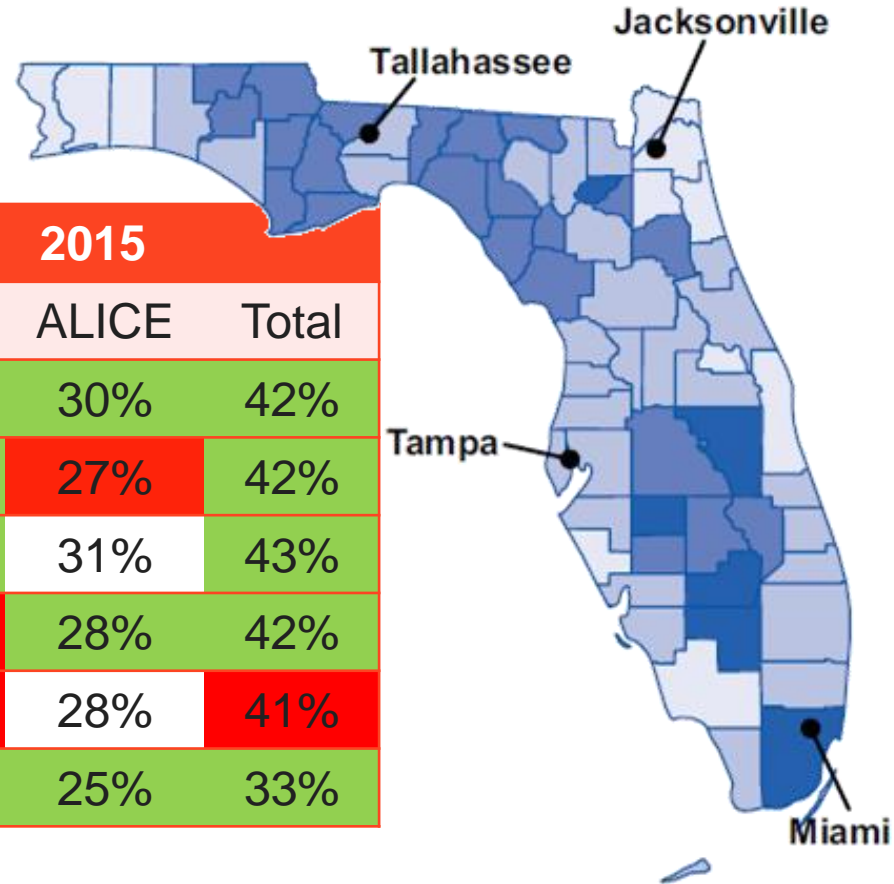
Presented by




With support from



# Households below a County's Threshold



County	2012			2015		
	Pov.	ALICE	Total	Pov.	ALICE	Total
Hernando	16%	36%	52%	12%	30%	42%
Hillsbrgh.	17%	26%	43%	15%	27%	42%
Manatee	13%	31%	44%	12%	31%	43%
Pasco	12%	33%	45%	14%	28%	42%
Pinellas	12%	28%	40%	13%	28%	41%
Sarasota	11%	28%	39%	8%	25%	33%



Presented by



With support from



# ALICE Sarasota– Local

## Sarasota County Census County & Designated Places 2015

Town	Total HH	% Alice & Poverty
Gulf Gate Estates- Osprey CCD	14,190	34%
Kensington Park CCD	1,500	51%
North Port CCD	24,971	38%
Sarasota CCD	79,818	40%
Siesta Key CCD	2,983	26%
Venice CCD	32,735	40%

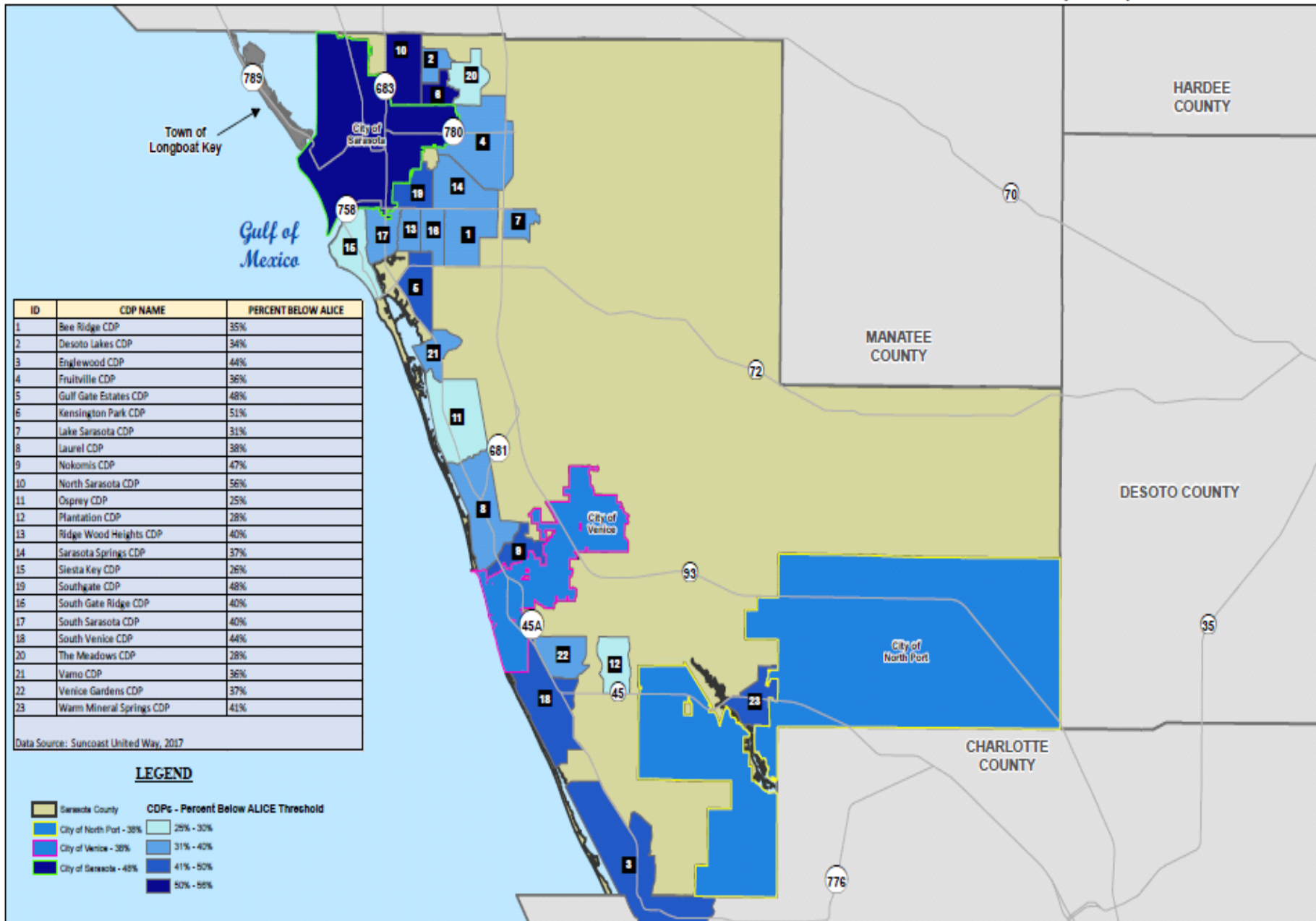
Presented by



With support from

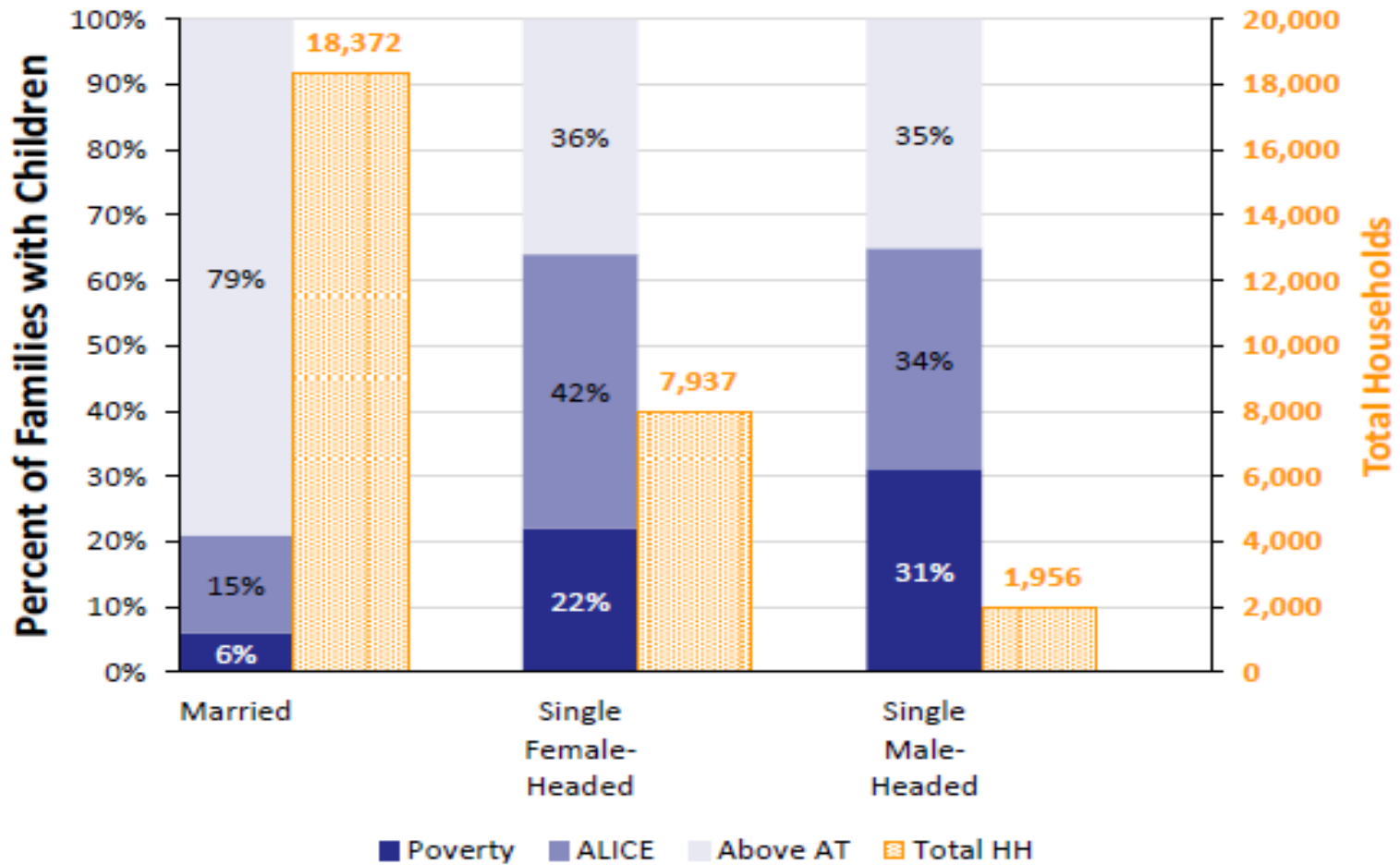


# SARASOTA COUNTY ALICE DATA - CENSUS DESIGNATED PLACES (CDP)





# ALICE in Sarasota



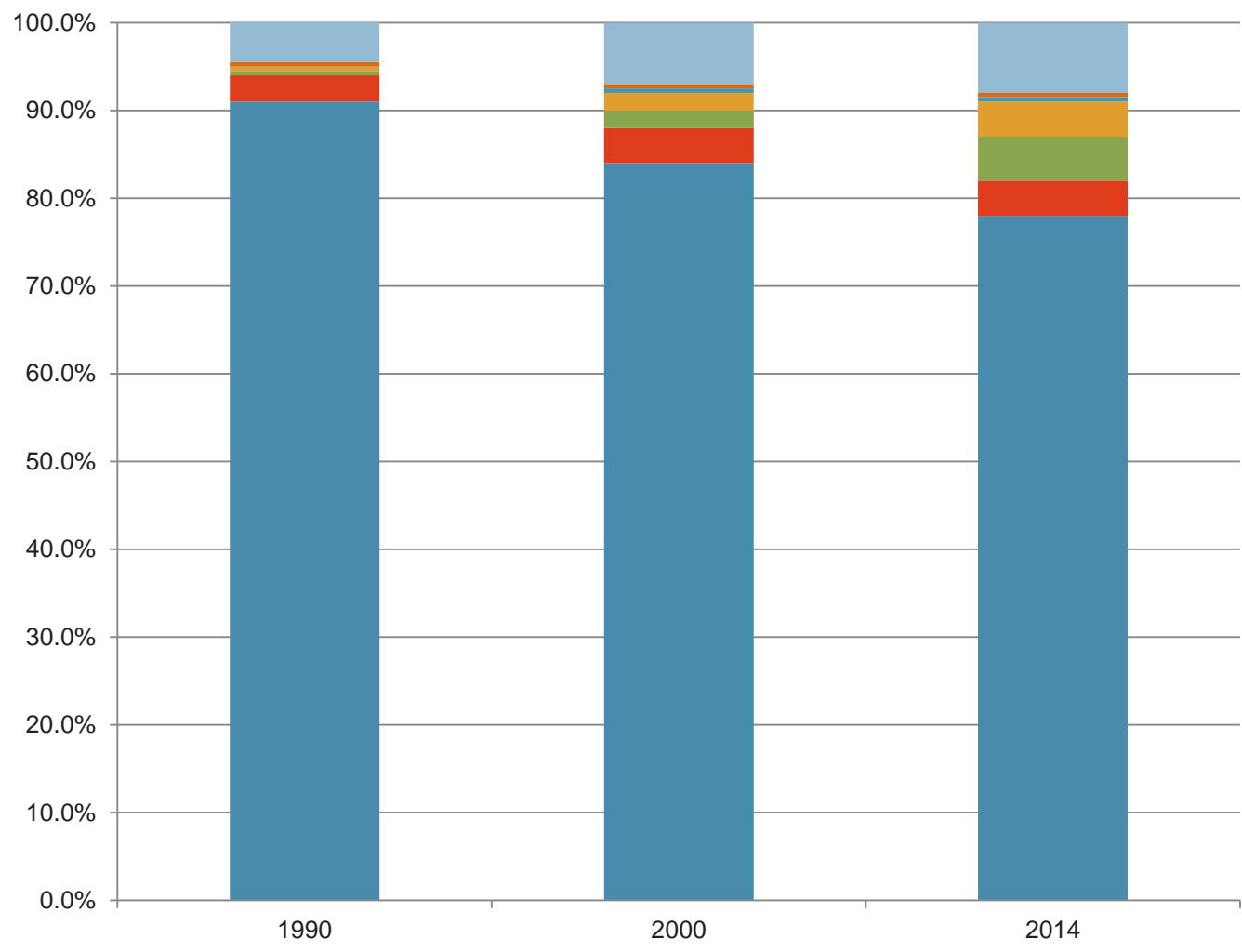
Presented by



With support from



# Sarasota Population by Race/Ethnicity

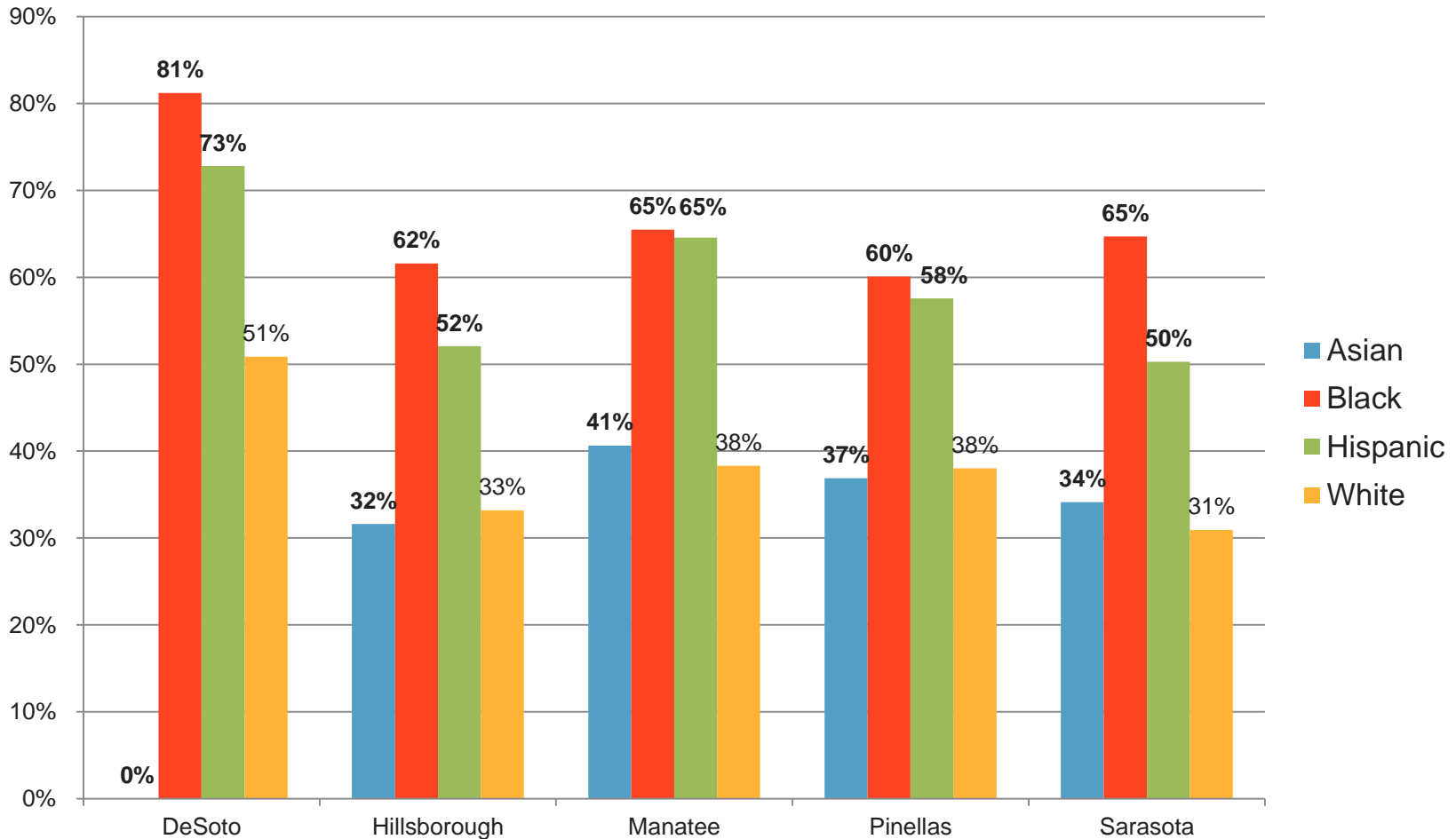


- Other
- Asian Pacific Islander, Immigrant
- Asian Pacific Islander, US born
- Latino, Immigrant
- Latino, US born
- African American, US born
- Non-Hispanic White US born



# ALICE Populations

## % Below ALICE Threshold by Race/Ethnicity (2015)



Presented by



With support from



# How Should We Respond

**Give**

**Advocate**

**Volunteer**



Presented by



With support from

