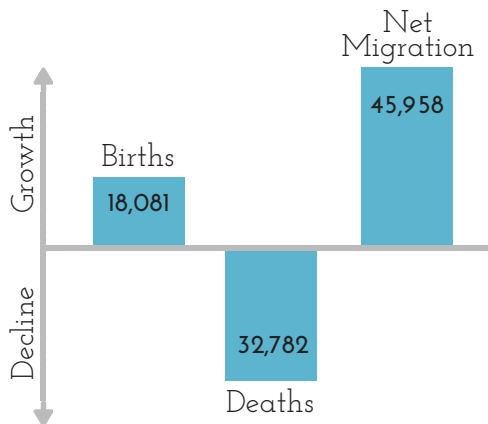


# WHO IS

# SARASOTA COUNTY?

Only 7% of the country's 3,153 counties are entirely dependent on migration for their growth. Sarasota County is one of these counties. With more deaths than births, the county relies on the migration of new residents to maintain and grow its population.<sup>(1)</sup>  
**Who are our new residents and where do they come from?**

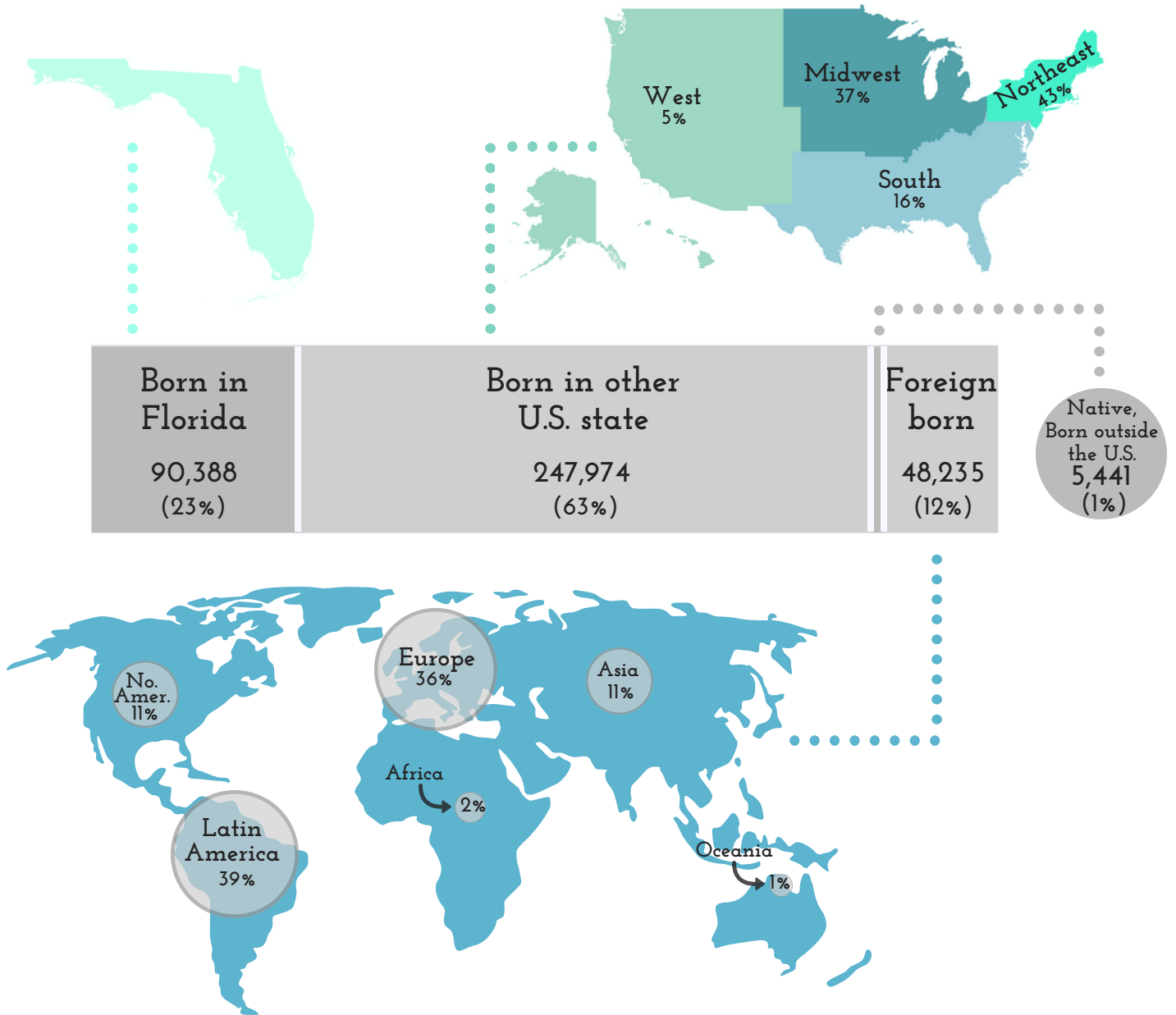


## Components of Population Change, Sarasota County 2010-2016<sup>(1)</sup>

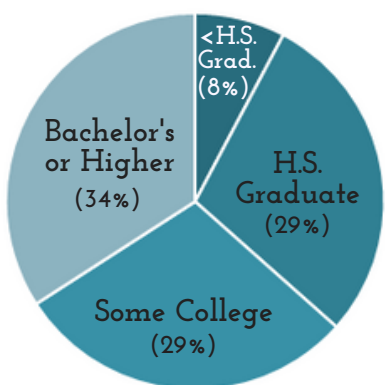
### Movers to and from Sarasota County

Outside of Florida, the greatest number of new Sarasota County residents comes from New York, which is also the most popular destination of Sarasota County residents moving from the state. Within Florida, Manatee County shares the highest migration rates (both in- and out-migration) with Sarasota County.<sup>(2)</sup>

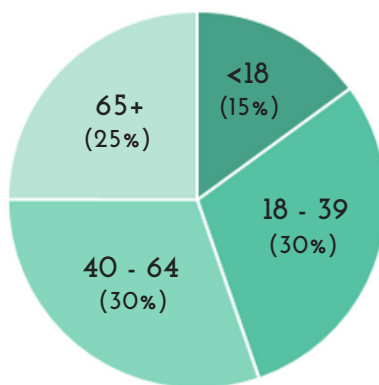
## Place of Birth, Sarasota County Residents<sup>(3)</sup>



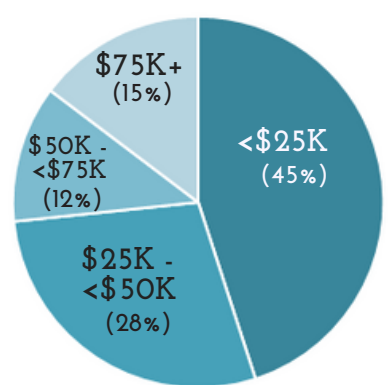
### Education Level of New Residents<sup>(4)</sup>



### Age of New Residents<sup>(5)</sup>



### Income Level of New Residents<sup>(6)</sup>



Sources:  
 (1) U.S. Census Bureau, Population Division - Estimates of the Components of Resident Population Change.  
 (2) U.S. Census Bureau County-to-County Migration Flows American Community Survey (ACS) 2010-2014 5-year estimates.  
 (3) U.S. Census Bureau ACS 2011-2015 5-year estimates Table B05002. U.S. and World Regions defined by the U.S. Census Bureau. North American foreign-born includes Canada and Mexico. Native/Born Outside the U.S. includes citizens born in Puerto Rico and the U.S. Island Areas and those born abroad to American parent(s). Due to rounding, percentages may not add to 100.  
 (4) U.S. Census Bureau ACS 2011-2015 5-year estimates Table B05009. Includes residents 25 years and over who moved in the past 12 months of survey date.  
 (5) U.S. Census Bureau ACS 2011-2015 5-year estimates Table B07001. Includes residents 1 year and over who moved in the past 12 months of survey date.  
 (6) U.S. Census Bureau ACS 2011-2015 5-year estimates Table B07010. Includes individual income of residents 15 years and over with income who moved in the past 12 months of survey date.