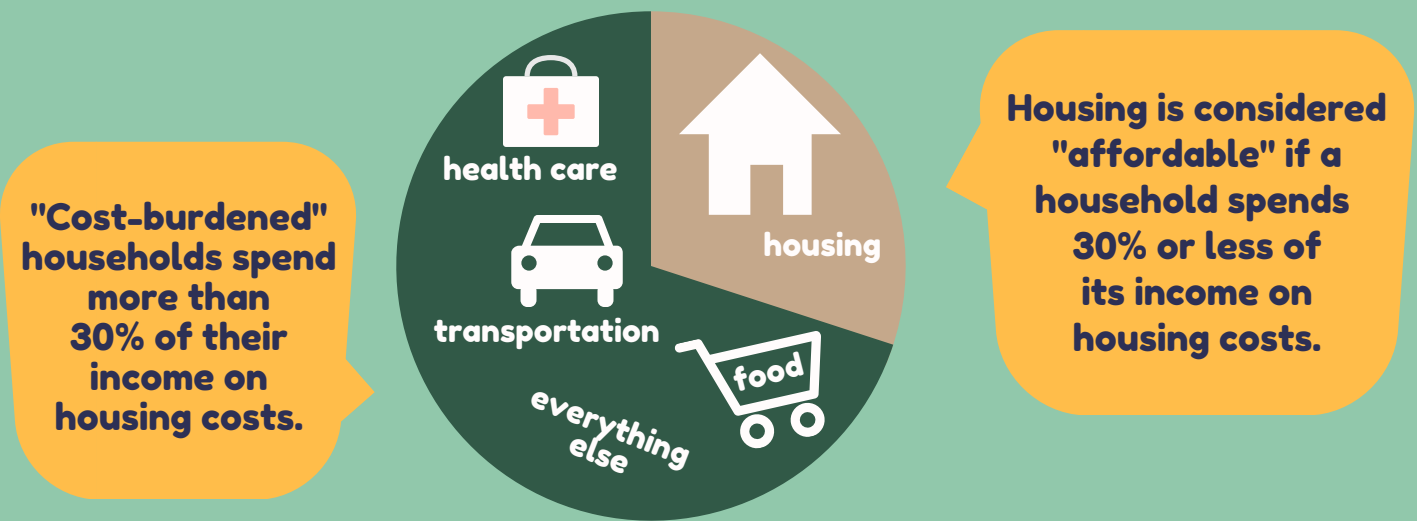


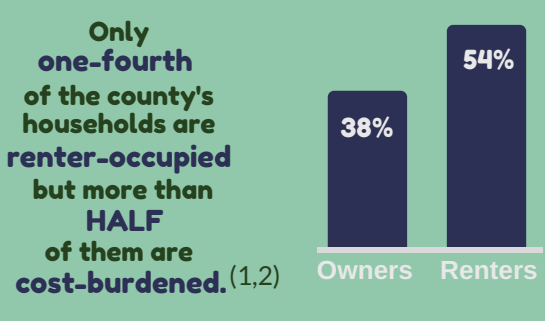
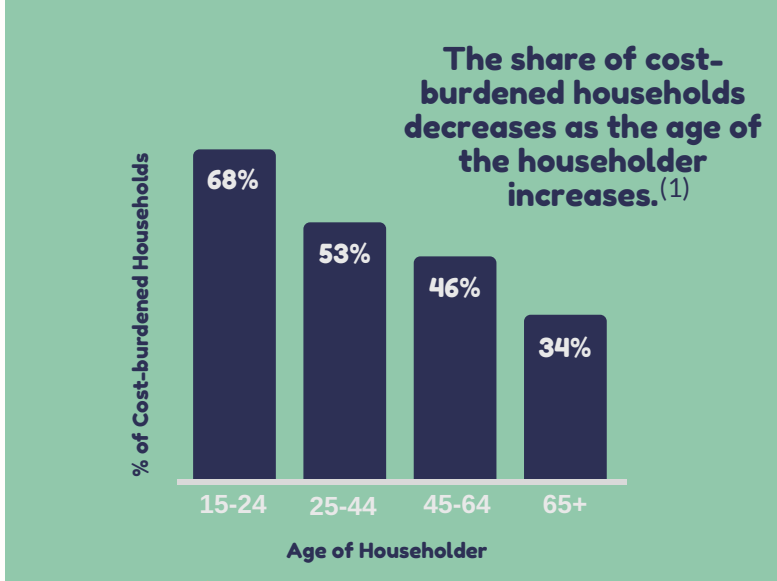
HOUSING AFFORDABILITY

IN SARASOTA COUNTY, FLORIDA



4 out of 10 households in Sarasota County are cost-burdened.⁽¹⁾

COST-BURDENED HOUSEHOLDS EXIST AT ALL INCOME LEVELS, BUT LOWER INCOME HOUSEHOLDS, RENTAL HOUSEHOLDS AND THE YOUNGER POPULATION ARE THE MOST IMPACTED.⁽¹⁾



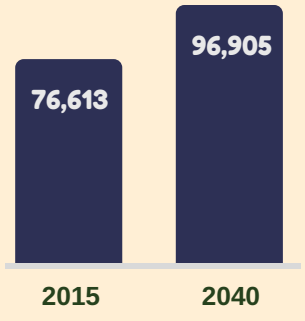
More than **HALF** of the households with a householder **YOUNGER** than **45** is cost-burdened.⁽¹⁾

THE NUMBER OF COST-BURDENED HOUSEHOLDS IN SARASOTA COUNTY IS PROJECTED TO INCREASE AT A FASTER RATE (27%) THAN THE NUMBER OF TOTAL HOUSEHOLDS (24%) OVER THE NEXT 25 YEARS.⁽¹⁾

Metropolitan areas ranked by the change in income required to purchase a median-priced home, 2015 1st Qtr to 2016 1st Qtr⁽³⁾

Metro Area	2016 Median Home Price	2016 Qualifying Income (QI)	2015 QI	% Change in QI from 2015-2016
1. Miami, FL	\$286,700	\$80,665	\$53,961	49.5%
2. Fort Walton Beach, FL	\$231,000	\$64,993	\$43,605	49.1%
3. Syracuse, NY	\$110,000	\$30,949	\$23,983	29.1%
4. Akron, OH	\$114,000	\$32,075	\$25,073	27.9%
5. Sarasota, FL	\$213,000	\$59,929	\$47,148	27.1%

Number of cost-burdened households in Sarasota County⁽¹⁾



<1% Growth in Sarasota County's average **WAGE** during the same 1-year period.⁽⁴⁾

72 Number of hours **PER WEEK** a minimum wage earner must work to **AFFORD** a modest 1-bedroom apartment at Fair Market Rent in Sarasota County.⁽⁵⁾

Prepared by Sarasota County Planning and Development Services
 Sources:
 (1) The Shimberg Center for Housing Studies, Florida Housing Data Clearinghouse
 (2) U.S. Census Bureau, 2015 American Community Survey, 1-year estimates
 (3) National Housing Conference, Paycheck to Paycheck 2016
 (4) U.S. Bureau of Labor Statistics, Quarterly Census of Employment and Wages
 (5) National Low Income Housing Coalition, Out of Reach 2016

