

EARTHMOVING PERMIT APPLICATION

Frequently Asked Questions

1. What kind of fill is involved?

Type "A" fill = earthen material free of vegetative debris

Type "B" fill = concrete, rocks, asphalt, and non metallic materials

Type "C" fill = vegetative land-clearing debris

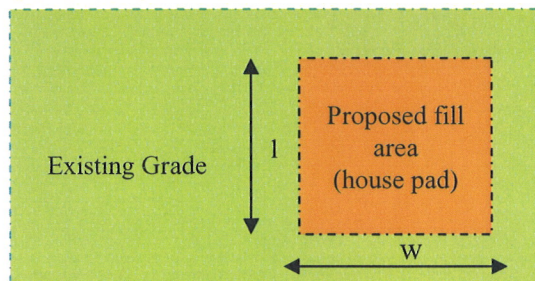
Type "D" fill = all other refuse not defined as Type A, B, or C fill, including but not limited to construction and/or demolition debris and garbage.

2. What type of Earthmoving permit do I apply for? Permit types are determined by the total cumulative volume (cubic yards) of earthmoving. See table below.

Permit Type	Volume (yd ³) Type A Fill	Volume (yd ³) Type B-C Fill	Application Fee	Bond Fee	Approximate Review Period
General	100 - 2,500	n/a	\$800	\$500	15 working days
Minor	2,500 - 100,000	1 - 50,000	\$1,250	\$1,000 minimum	30 working days
Major	> 100,000	> 50,000	\$4,000	Calculated	> 90 working days

* The fees listed do not include the \$150 History Center review fee and \$15 Records Management Fee. After-the-fact application fees are assessed at three times the original fee, plus the original fee.

3. Approximately how much fill will I need?

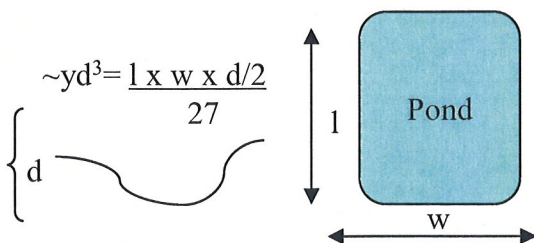


$$\sim \text{yd}^3 = \frac{l \times w \times h \text{ (ft)}}{27}$$

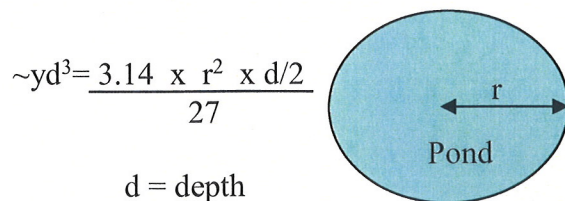
h = height

4. Approximately how much fill will my pond generate?

A. Irregular rectangular pond excavation



B. Irregular circular pond excavation



Rectangular or square ponds are not permissible. The above examples are for calculation purposes only.